

तार : विश्वविद्यालय  
Gram : UNIVERSITY



टेलीफोन : कार्या0 : 2320496  
कुलसचिव : निवास : 2321214  
फैक्स : 0510 : 2321667

बुन्देलखण्ड विश्वविद्यालय, झाँसी  
**BUNDELKHAND UNIVERSITY, JHANSI**

झाँसी (उ.प्र.) 284128

संदर्भ. BU/Bot/18/25

दिनांक 02/12/2022

**The Minutes of Meeting of BOS**

In reference to the BOS of department of Botany  
.....Institute of Basic Science  
.....held on 02-07-2022 regarding the  
revision of syllabus in tune with CBCS/NEP-2020 and subsequent approval from  
Academic Council .This is to certify that the syllabus is 25-30 per cent revised.

**HOD/Coordinator**

Coordinator  
Department of Botany  
Bundelkhand University  
Jhansi-284128 (U.P.)

# 1. LETTER OF BOARD OF STUDY

बुन्देलखण्ड विश्वविद्यालय, झाँसी

## सूचना

एक ही सूचित किया जाता है कि वनस्पति विज्ञान परियोजना समिति की बैठक दिनांक 02/07/2022 को उपरान्त 12.30 बजे विश्वविद्यालय सभागार में ऑनलाइन/ऑफलाइन के माध्यम से आयोजित की गयी है। अब आपसे अनुरोध है कि बैठक में निर्धारित स्थिति एवं समय पर उपस्थित होने का कार्य करें।

### कार्यसूची -

1. उत्तर प्रदेश शासन की पत्र संख्या-नि-401/संतर-3-2022 दिनांक 09/02/2022 के अनुसार उच्च शिक्षण संस्थानों में परियोजना पुनर्संरचना की राज्य स्तरीय समिति द्वारा प्रदेश के समस्त विश्वविद्यालयों एवं महाविद्यालयों में राष्ट्रीय शिक्षा नीति-2020 को स्नातक (उच्च स्तरीय) स्नातकोत्तर एवं पीएचडी स्तर पर लागू किये जाने हेतु सुझाव।
2. सत्र 2022-2023 की परीक्षा हेतु प्रश्नपत्रों/ परीक्षाओं की सुधी तैयार करना संसदीय कार्य।
3. अन्य महत्वपूर्ण कार्य की अनुमति से।

संघ में

1	डॉ० वी० जे० यादव, प्राध्यापक- वनस्पति विज्ञान विभाग, डॉ० वी० वरेलेज रोड।	सदस्य
2	डॉ० ए० वी० नारसी, प्राध्यापक- वनस्पति विज्ञान, विभागाध्यक्ष, महाविद्यालय, झाँसी 9415639976	सदस्य
3	डॉ० प्रवीण कुमार, प्राध्यापक- वनस्पति विज्ञान, दयानन्द वैदिक महाविद्यालय, रोड, जालौन 9936664017	सदस्य
4	डॉ० सत्य प्रकाश गुप्ता, प्राध्यापक- वनस्पति विज्ञान, विभागाध्यक्ष, महाविद्यालय, झाँसी।	सदस्य
5	प्रो० अर्जुन सिंह, जीवाजी विश्वविद्यालय ग्वालियर - 9301123457	वाह्य विशेषज्ञ
6	प्रो० अनुपम दाशित, सप्टर ऑफ रीजनल टेक्नालोजी एंड डेवलपमेंट, इलाहाबाद विश्वविद्यालय प्रकाशपुरा - 9335108519	वाह्य विशेषज्ञ
7	डॉ० राजेश्वर वर्मा, समन्वयक, वनस्पति विज्ञान विभाग, विश्वविद्यालय परिसर, झाँसी	विशेष आमंत्रित सदस्य

सहायक कुलसचिव  
कृते कुलसचिव

बुन्देलखण्ड विश्वविद्यालय, झाँसी

पत्रांक- बु0वि0/एके0/2022/17271-17278

दिनांक- 24-6-22

प्रतिलिपि - निम्नलिखित को सूचनाएँ एवं आवश्यक कार्यवाही हेतु प्रेषित।

1. उपर्युक्त समस्त सदस्यगण
2. अध्यक्ष, एमोर्टेल्स टास्क फोर्स।
3. सहायक कुलसचिव- विज्ञान।
4. वित्त अधिकारी।
5. सहायक कुलसचिव (अतिगोपनीय)।
6. कुलपति जी के निजी सचिव।
7. कुलसचिव के आशुनिधिक।

सहायक कुलसचिव  
कृते कुलसचिव

## 2. MEETING MINUTES OF BOARD OF STUDY:

वनस्पति विज्ञान पाठ्यक्रम समिति

आज दिनांक 02-07-2022 को 12:30 बजे  
विश्वविद्यालय सभागार में वनस्पति विज्ञान पाठ्यक्रम  
समिति की बैठक आयोजित की गई।

उक्त बैठक में उपस्थित सदस्यों का विवरण  
निम्न है:

1. डा. वी. के. शर्मा - संयोजक
2. डा. एन. डी. शारदा - सदस्य
3. डा. प्रवीण कुमार - सदस्य
4. डा. सत्यप्रकाश गुप्ता - सदस्य
5. प्रो. अर्चना शर्मा - बाह्य विधायक (अनुपस्थित)
6. प्रो. अनुपम दीक्षित - बाह्य विधायक (ऑनलाइन में)
7. डा. राजकुमार वर्मा - विशेष आमंत्रित सदस्य

कार्यवाही

1. समिति द्वारा डी. डी. Bontary के NEP-2020 के  
प्रथम, द्वितीय, तृतीय एवं चतुर्थ सेगमेंट के लिए  
पुरस्कारों की संरचना के लिए आन्तरिक एवं बाह्य  
परीक्षकों के नाम प्रस्तावित किये गये।
2. डी. डी. Bontary के NEP-2020 की प्रथम सेगमेंट परीक्षा  
के लिए परीक्षकों के नाम प्रस्तावित किये गये।
3. समिति द्वारा डी. डी. तृतीय वर्ष के लिए Bontary के  
प्रथम, द्वितीय एवं तृतीय पुरस्कारों की संरचना हेतु  
बाह्य एवं आन्तरिक परीक्षकों के नाम प्रस्तावित किये गये।
4. समिति द्वारा डी. डी. (Annual Examinations) के लिए बाह्य  
एवं आन्तरिक परीक्षकों के नाम प्रस्तावित किये गये।
5. डी. डी. Bontary NEP-2020 के पाठ्यक्रम संरचना  
को विस्तृत चर्चा के बाद प्रस्तावित किया गया।

(Dr. V.K. Sharma)

(Dr. Anand Kumar)

(Dr. R.K. Verma)

(Dr. H. Chastiga)

### 3. CERTIFICATE OF REVISION IN CURRICULUM:



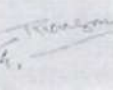
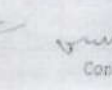




Bundelkhand University, Jhansi

Board of Studies

In accordance with NEP-2020

S.No	BOS member	Designation	Name of Course	M.Sc.	Subject	BOTANY	Faculty	SCENCES	Date of BOS	02.07.2022
1	Dr. H.D. Bhasiyya	Associate Professor	New NEP Syllabus		25-30%	100	—	08	04	Number of value added course with title (Semester wise)
2	Dr. Satya Prakash Gupta	Asst. Prof.				Sem I 28				Semester III
3	Dr. Praveen Kumar	Asst. Prof.				Sem II 24				1. Introduction 2. Microscopy
4	Dr. Raj Kumar Verma	Asst. Prof.				Sem III 24				3. Plant anatomy 4. Plant physiology
5	Prof. Anupam Dixit	Professor, Muzaffarnagar University				100				Semester IV
6	Prof. Vinayak Tiwari	Professor, V.C. Jajpur, Sambalpur				36 Credit Subject				1. Herbal Science
7	Dr. V.K. Yadav, Convener	Asst. Prof.				04	11man			2. Horticulture & Landscaping

Comments: External Expert joined the BOS through online mode.

Internal members:         
 Convener:  Date: 2/7/22



# **DEPARTMENT OF HIGHER EDUCATION U.P. GOVERNMENT, LUCKNOW**

**National Education Policy-2020  
Common Minimum Syllabus  
for all U.P. State Universities and Colleges  
For the first three years of  
Higher Education (UG)**



**PROPOSED STRUCTURE OF SYLLABUS**

**BOTANY**

***(FACULTY OF SCIENCE)***

## SUBJECT: BOTANY

Name	Designation	Affiliation
<b>Syllabus Steering Committee</b>		
Mrs. Monika S. Garg, (I.A.S.) Chairperson Steering Committee	Additional Chief Secretary	Dept. of Higher Education U.P., Lucknow
Prof. Poonam Tandan	Professor, Dept. of Physics	Lucknow University, U.P.
Prof. Hare Krishna	Professor, Dept. of Statistics	CCS University Meerut, U.P.
Dr. Dinesh C. Sharma	Associate Professor, Dept. of Zoology	K.M. Govt. Girls P.G. College Badalpur, G.B. Nagar, U.P.
<b>Supervisory Committee-Science Faculty</b>		
Dr. Vijay Kumar Singh	Associate Professor, Dept. of Zoology	Agra College, Agra
Dr. Santosh Singh	Dean, Dept. of Agriculture	Mahatma Gandhi Kashi Vidhyapeeth, Varanasi
Dr. Baby Tabussam	Associate Professor, Dept. of Zoology	Govt. Raza P.G. College Rampur, U.P.
Dr. Sanjay Jain	Associate Professor, Dept. of Statistics	St. John's College, Agra

### Syllabus Developed by:

S.No.	Name	Designation	Department	College/University
1.	Dr Seema Bhadauria	Head & Associate Professor	Botany & Biotechnology	R B S College, Agra
2.	Dr Shweta Shekhar	Assistant Professor	Botany	DDU Gorakhpur University, Gorakhpur
3.	Dr Himshikha Yadav	Assistant Professor	Botany	VRALGM Degree College, Bareilly

<b>Semester-wise Titles of the Papers in B.Sc. (Botany)</b>					
<b>Year</b>	<b>Sem.</b>	<b>Course Code</b>	<b>Paper Title</b>	<b>Theory/ Practical</b>	<b>Credits</b>
<i>Certificate Course In Microbial Technology &amp; Applied Botany</i>					
FIRST YEAR	I	B040101T	<b>Microbiology &amp; Plant Pathology</b>	Theory	4
		B040102P	<b>Techniques in Microbiology &amp; Plant Pathology</b>	Practical	2
	II	B040201T	<b>Archegoniates &amp; Plant Architecture</b>	Theory	4
		B040202P	<b>Land Plants Architecture</b>	Practical	2
<i>Diploma in Plant Identification, Utilization &amp; Ethnomedicine</i>					
SECOND YEAR	III	B040301T	<b>Flowering Plants Identification &amp; Aesthetic Characteristics</b>	Theory	4
		B040302P	<b>Plant Identification technology</b>	Practical	2
	IV	B040401T	<b>Economic Botany, Ethnomedicine &amp; Phytochemistry</b>	Theory	4
		B040402P	<b>Commercial Botany &amp; Phytochemical Analysis</b>	Practical	2
<i>Bachelor of Science</i>					
THIRD YEAR	V	B040501T	<b>Plant Physiology, Metabolism &amp; Biochemistry</b>	Theory	4
		B040502T	<b>Molecular Biology &amp; Bioinformatics</b>	Theory	4
		B040503P	<b>Experiments in physiology, Biochemistry &amp; molecular biology</b>	Practical	2
		B040504R	<b>*Project-I</b>	Practical	3
	VI	B040601T	<b>Cytogenetics, Plant Breeding &amp; Nanotechnology</b>	Theory	4
		B040602T	<b>Ecology &amp; Environment</b>	Theory	4
		B040603P	<b>Cytogenetics, Conservation &amp; Environment management</b>	Practical	2
		B040604R	<b>*Project-II</b>	Practical	3

### **Subject prerequisites:**

1. To study Botany, a student must have had the subject Biology/Biotechnology learnt at 10+2 level.
2. Keen interest in plants and plant-related research, Potential in mathematics, biology and chemistry
3. Skills and aptitude for scientific study and research
4. Creativity and good comprehension while working on scientific procedures and research
5. Computer aptitude.

### **COURSE INTRODUCTION**

The new curriculum of B.Sc. in Science (Botany) offers essential knowledge and technical skills to study plants in a holistic manner. Students would be trained in all areas of plant biology using a unique combination of core, elective and vocational papers with significant inter-disciplinary components.

Students would be exposed to cutting-edge technologies that are currently used in the study of plant life forms, their evolution and interactions with other organisms within the ecosystem. Students would also become aware of the social and environmental significance of plants and their relevance to the national economy.

B.Sc. Botany Programme covers academic activities within the classroom sessions along with practical concepts at laboratory sessions. Infield, outstation activities and projects are also required to be organized for real-life experience and learning.

Candidates who have curiosity in plants kingdom, ecosystem, love exploring exotic places and wish to work as researchers or professions like Botanist, Conservationist, Ecologist, etc. can choose B.Sc. Botany course.

<b>Programme outcomes (POs):</b>	
Transformed curriculum shall develop educated outcome-oriented candidature, fostered with discovery-learning, equipped with practice & skills to deal practical problems and versed with recent pedagogical trends in education including e-learning, flipped class and hybrid learning to develop into responsible citizen for nation-building and transforming the country towards the future with their knowledge gained in the field of plant science.	
<b>PO 1</b>	CBCS syllabus with a combination of general and specialized education shall introduce the concepts of breadth and depth in learning
<b>PO2</b>	Shall produce competent plant biologists who can employ and implement their gained knowledge in basic and applied aspects that will profoundly influence the prevailing paradigm of agriculture, industry, healthcare and environment to provide sustainable development.
<b>PO 3</b>	Will increase the ability of critical thinking, development of scientific attitude, handling of problems and generating solutions, improve practical skills, enhance communication skill, social interaction, increase awareness in judicious use of plant resources by recognizing the ethical value system.
<b>PO 4</b>	The training provided to the students will make them competent enough for doing jobs in Govt. and private sectors of academia, research and industry along with graduate preparation for national as well as international competitive examinations, especially UGC-CSIR NET, UPSC Civil Services Examination, IFS, NSC, FCI, BSI, FRI etc.
<b>PO 5</b>	Certificate and diploma courses are framed to generate self- entrepreneurship and self-employability, if multi exit option is opted.
<b>PO 6</b>	Lifelong learning be achieved by drawing attention to the vast world of knowledge of plants and their domestication.
<b>Programme specific outcomes (PSOs):</b> <b><i>B.Sc. I Year / Certificate course in Microbial Technology &amp; Classical Botany</i></b>	
<p>This Programme imparts knowledge on various fields of plant biology through teaching, interactions and practical classes. It shall maintain a balance between the traditional botany and modern science for shifting it towards the frontier areas of plant sciences with applied approach. This syllabus has been drafted to enable the learners to prepare them for self-entrepreneurship and employment in various fields including academics as well as competitive exams. Students would gain wide knowledge in following aspects:</p> <ol style="list-style-type: none"> <li>1. Diversity of plants and microbes, their habitat, morphology, architecture and reproduction.</li> <li>2. Plant disease causing microbes, symptoms &amp; control.</li> <li>3. Economic value of plants and their use in Human Welfare.</li> </ol>	
<b>Programme specific outcomes (PSOs):</b> <b><i>B.Sc. II Year/ (Diploma in Plant Identification, Utilization &amp; Ethnomedicine)</i></b>	
<p>This course provides a broad understanding of identifying, growing and using plants. This course is primarily aimed to introduce people to the richness of plant diversity found in surrounding areas. Lecture sessions are designed to cover fundamental topics concerning classification of plants and their utilization required for understanding the flora and vegetation. Practical sessions are organized following theory for easy understanding of the various parts of the plants, structural organization of floral parts and diversity therein. Participants are taken to different locations covering a variety of habitats and forest types to acquaint them with the native flora. in the long run, will contribute towards building momentum for</p>	



people's participation in environmental conservation without compromising on academic rigor and our rich wealth of knowledge inherited over generations.

1. The course will cover conventional topics in Field Botany like Evolutionary History & Diversity of plants, Complete Morphology, Nomenclature of plants, Systems of Classification, Keys to important Families of Flowering Plants, Field Data Collection & Herbarium Techniques.
2. The course is designed to become a commercial crop grower, florist, protected cultivator, green belt plant advisor to industries, pharmacologist & taxonomist.

**Programme specific outcomes (PSOs):**  
*B.Sc. III Year / Bachelor of Science*

The learning outcomes of a three years graduation course are aligned with programme learning outcomes but these are specific to-specific courses offered in a program. The core courses shall be the backbone of this framework whereas discipline electives, generic electives and skill enhancement courses would add academic excellence in the subject together with a multi-dimensional and multidisciplinary approach.

1. Understanding of plant classification systematics, evolution, ecology, developmental biology, physiology, biochemistry, plant interactions with microbes and insects, morphology, anatomy, reproduction, genetics and molecular biology of various life-forms.
2. This course is suitable to produce expertise in conservation biology like ex-situ conservation, response to habitat change, genotype characterization and reproductive biology.
3. Understanding of various analytical techniques of plant sciences, use of plants as industrial resources or as a human livelihood support system and is well versed with the use of transgenic technologies for basic and applied research in plants.
4. Understanding of various life forms of plants, morphology, anatomy, reproduction, genetics, microbiology, molecular biology, recombinant DNA technology, transgenic technology and use of bioinformatics tools and databases and the application of statistics to biological data.
5. Entrepreneurship Skill Development, Understand the issues of environmental contexts and sustainable development, Inculcation of human values,
6. Strengthen mathematical and computational skills. Enable students to use ICT & AI effectively.
7. Develop good skills in the laboratory such as observation and evaluation by the use of modern tools and technology.

**PSO 1**

Understanding the nature and basic concepts of all the plant groups, their metabolism, components at the molecular level, biochemistry, taxonomy and ecology. The course will make them aware of natural resources and the environment and the importance of conserving it. Hands-on training in various fields will develop practical skills, handling equipment and laboratory use along with collection and interpretation of biological materials and data. Knowledge gained through theoretical and lab-based experiments will generate technical personnel in various priority areas such as genetics, cell and molecular biology, plant systematics and biotechnology.

<b>PSO 2</b>	Botanists are able to contribute to all these fields and therefore, are mainly employed with educational institutions, government or public sectors or companies in industries, such as agriculture or forestry, oil, chemical, biotechnology, geological survey, environmental protection, drugs, genetic research, plant resources laboratories, plant health inspection services, lumber and paper, food, fermentation, nursery, fruit and so on. Jobs available as a botanist: •Microbiologist, plant pathologist, Taxonomist • Plant Physiologist • Plant Biochemist • Researcher • Mycologist • Ecologist • Weed Scientist • Palaeobotanist • Conservationist • Fruit Grower • Morphologist • Cytologist • Ethnobotanist • Plant geneticists etc.
<b>PSO 3</b>	Inculcate strong fundamentals on modern and classical aspects of Botany, understand knowledge of Botany is an essential pre-requisite for the pursuit of many applied sciences. It will facilitate students for taking up and shaping a successful career in Botany and allied sciences.
<b>PSO 4</b>	Introduction of research project will inculcate research aptitude and passion for higher education and scientific research.

Proposed Year wise Structure of B.Sc. in Botany (CORE / ELECTIVE COURSES & PROJECTS)											
Subject: <b>Botany</b>											Total Credits /hrs/
Course/Entry –Exit levels	Year	Sem.	Paper 1	Credit/ hrs	Paper 2	Credit/ hrs	Paper 3	Credits/hrs	Research Project	Credit/	
<i>Certificate Course In Microbial Technology &amp; Applied Botany</i>	I	I	<b>Microbiology &amp; Plant Pathology</b>	4/60	<b>Techniques in Microbiology &amp; Plant Pathology</b>	2/60	--		Nil	Nil	6/120
		II	<b>Archegoniates &amp; Plant Architecture</b>	4/60	<b>Land Plants Architecture</b>	2/60	--		Nil	Nil	6/120
<i>Diploma in Plant Identification, Utilization &amp; Ethnomedicine</i>	II	III	<b>Flowering Plants Identification &amp; Aesthetic Characteristics</b>	4/60	<b>Plant Identification technology</b>	2/60	--		Nil	Nil	6/120
		IV	<b>Economic Botany, Ethnomedicine &amp; Phytochemistry</b>	4/60	<b>Commercial Botany &amp; Phytochemical Analysis</b>	2/60	-		Nil	Nil	6/120
<i>Bachelor of Science</i>		V	<b>Plant Physiology, Metabolism &amp; Biochemistry</b>	4/60	<b>Molecular Biology &amp; Bioinformatics</b>	4/60	<b>Experiments in physiology, Biochemistry &amp;</b>	2/60	<b>*Project-I</b>	3/45	13/205

	III						molecular biology					
	VI	Cytogenetics, Plant Breeding & nanotechnology	4/60	Ecology & Environment	4/60	Cytogenetics, Conservation & Environment management	2/60	*Project- II	3/45	13/205		
Comments	<b>Total Credits/Hrs. / lectures: (Credits can be earned from On-line Portals of UGC to create Academic Bank and 15% of the topics of each paper can be taught by on-line/ Virtual/ ICT based as per choice of the Institution)</b> <b>* Suggestive List of Projects mentioned in Detailed Paper Syllabus</b>										50/890	
<b>Botany Course is One of the Major Subjects for Biology Students and Minor or Elective for students of other faculties</b> <b>Second Major Subject Can be Zoology/ Biotechnology /Microbiology</b> <b>Third Major Subject can be from Science or Any other faculty of UGC /AICTE – (Arts/ Agriculture/ Education/ law/ Commerce)</b> <b>Fourth Subject is Minor or Elective to be selected from any one of other Faculties as per student's own interest</b> <b>One Vocational Course has to be opted from the list given in Syllabus as per NSDC guidelines</b> <b>One Co-curricular Course is compulsory</b>												
<b>Internal Assessment &amp; External Assessment</b>												
<b>Internal Assessment</b>				<b>Marks</b>	<b>External Assessment</b>				<b>Marks</b>			
Class Interaction				5	Viva Voce on Practicals				10			
Quiz				5	Report of Botanical Excursion/ Lab Visits/Industrial training/ Survey/Collection/ Models				10			
Seminar				7	Table work / Experiments				45			
Assignments (Charts/ Flora/ Rural Service/ Technology Dissemination/ Botanical Excursion/ Lab Visits/Industrial training)				8	Practical Record File				10			
<b>TOTAL</b>				<b>25</b>					<b>75</b>			
<b>* Botanical Excursion/ Lab Visits/Industrial training Is compulsory</b>												

**DETAIL SYLLABUS FOR**  
**CERTIFICATE COURSE IN MICROBIAL TECHNOLOGY & CLASSICAL**  
**BOTANY**  
**OR**  
**B.Sc.-I**

**CERTIFICATE COURSE IN MICROBIAL TECHNOLOGY & CLASSICAL BOTANY / B.Sc.-I**

Programme: <i>Certificate Course in Microbial Technology &amp; Classical Botany</i>		Year: <b>I</b>	Semester: <b>I/Paper-I</b>
Subject: <b>Botany</b>			
Course Code: <b>B040101T</b>	Course Title: <b>Microbiology &amp; Plant Pathology</b>		
<p><b>Course outcomes:</b> After the completion of the course the students will be able to:</p> <ol style="list-style-type: none"> <li>1. Develop understanding about the classification and diversity of different microbes including viruses, Algae, Fungi &amp; Lichens &amp; their economic importance.</li> <li>2. Develop conceptual skill about identifying microbes, pathogens, biofertilizers &amp; lichens.</li> <li>3. Gain knowledge about developing commercial enterprise of microbial products.</li> <li>4. Learn host –pathogen relationship and disease management.</li> <li>5. Learn Presentation skills (oral &amp; writing) in life sciences by usage of computer &amp; multimedia.</li> <li>6. Gain Knowledge about uses of microbes in various fields.</li> <li>7. Understand the structure and reproduction of certain selected bacteria algae, fungi and lichens</li> <li>8. Gain Knowledge about the economic values of this lower group of plant community.</li> </ol>			
Credits: <b>4</b>		<b>Core Compulsory</b>	
Max. Marks: <b>25+75</b>		Min. Passing Marks:	
Total No. of Lectures-Tutorials-Practical (in hours per week): <b>4-0-0</b>			
Unit	Topic	No. of Lectures (60 hrs)	

I	<p><b>A. Introduction to Indian ancient, Vedic and heritage Botany and contribution of Indian Botanists, in context with the holistic development of modern science and technology, has to be taught, practiced and assessed via class interaction/ assignments / self-study mentioned under Continuous Internal Evaluation (CIE).</b></p> <p><b>B. Microbial Techniques &amp; instrumentation</b> Microscopy – Light, phase contrast, electron, scanning and transmission electron microscopy, staining techniques for light microscopy, sample preparation for electron microscopy. Common equipment of microbiology lab and principle of their working – autoclave, oven, laminar air flow, centrifuge. Colorimetry and spectrophotometry, immobilization methods, fermentation and fermenters.</p>	8
II	<p><b>Microbial world</b> Cell structure of Eukaryotic and prokaryotic cells, Gram positive and Gram-negative bacteria, Structure of a bacteria; Bacterial Chemotaxis and Quorum sensing, Bacterial Growth curve, factors affecting growth of microbes; measurement of growth; Batch culture, fed batch culture and continuous culture; Synchronous growth of microbes; Sporulation and reproduction and recombination in bacteria. Viruses, general characteristics, viral culture, Structure of viruses, Bacteriophages, Structure of T4 &amp; λ-phage; Lytic and Lysogenic cycles, viroid, Prions &amp; mycoplasma &amp; phytoplasma, Actinomycetes &amp; plasmids and their economic uses.</p>	8
III	<p><b>Phycology</b> Range of thallus organization in Algae, Pigments, Reserve food –Reproduction - Classification and life cycle of – <i>Nostoc, Chlorella, Volvox, Hydrodictyon, Oedogonium, Chara; Sargassum, Ectocarpus, Polysiphonia.</i> Economic importance of algae - Role of algae in soil fertility- biofertilizer – Nitrogen fixation- Symbiosis; Commercial products of algae –biofuel, Agar.</p>	7
IV	<p><b>Mycology</b> General characteristics, nutrition, life cycle, Economic importance of Fungi, Classification upto class. Distinguishing characters of Myxomycota: General characters of Mastigomycotina, Zygomycota: <i>Rhizopus, Ascomycota: Saccharomyces, Penicillium, Peziza. Basidiomycotina: Ustilago, Puccinia, Agaricus; Deuteromycotina: Fusarium, Alternaria.</i> Heterothallism, Physiological specialization, Heterokaryosis &amp; Parasexuality.</p>	7
V	<p><b>Mushroom Cultivation, Lichenology &amp; Mycorrhiza</b> Mushroom cultivation. General account of lichens, reproduction and significance; <i>Mycorrhiza: ectomycorrhiza and endomycorrhiza</i> and their significance.</p>	7
VI	<p><b>Plant Pathology</b> Disease concept, Symptoms, Etiology &amp; causal complex, Primary and secondary inoculum, Infection, Pathogenicity and pathogenesis, Koch's Postulates. Mechanism of infection (Brief idea about Pre-penetration, Penetration and Post-penetration), Disease cycle (monocyclic, polycyclic and polyetic). Defense mechanism with special reference to Phytoalexin, Resistance- Systemic acquired and Induced systemic fungicides- Bordeaux mixture, Lime Sulphur, Tobacco decoction, Neem cake &amp; oil</p>	7
VII	<p><b>Diseases and Control</b> Symptoms, Causal organism, Disease cycle and Control measures of – Early &amp; Late Blight of Potato, False Smut of Rice/ Brown spot of rice, Black Stem Rust of Wheat, <i>Alternaria</i> spot' and 'White rust of Crucifers, Red Rot of Sugarcane, Wilting of Arhar, Mosaic diseases on tobacco and cucumber, yellow vein mosaic of bhindi; Citrus Canker, Little leaf of brinjal; Damping off of seedlings, Disease management: Quarantine, Chemical, Biological, Integrated pest disease management</p>	8



v. [http://wgbis.ces.iisc.ernet.in/biodiversity/sahyadri/wgbis\\_info/botany\\_history.pdf](http://wgbis.ces.iisc.ernet.in/biodiversity/sahyadri/wgbis_info/botany_history.pdf)

**vi Ancient Botany (Sciences of Antiquity) Paperback – 1 October 2015 by Gavin Hardy (Author), Laurence Totelin (Author)**

vii. <https://www.plantsdiseases.com/p/symptoms.html>

viii. <https://www.plantsdiseases.com/p/pathogenic-diseases-in-plants.html>

### **UNIT-I B.**

1. Kumar, H.D. (1999). Introductory Phycology. Affiliated East-West. Press Pvt. Ltd. Delhi. 2nd edition.
2. Tortora, G.J., Funke, B.R., Case, C.L. (2010). Microbiology: An Introduction, Pearson Benjamin Cummings, U.S.A. 10th edition.
3. Sethi, I.K. and Walia, S.K. (2011). Text book of Fungi & Their Allies, MacMillan Publishers Pvt. Ltd., Delhi.
4. Aggarwal, S. K. 2009. Foundation Course in Biology, A one books Pvt. Ltd., New Delhi.
5. Aneja, K. R. 1993. Experiments in Microbiology, Pathology and Tissue Culture, Vishwa Prakashan, NewDelhi.
6. Annie Ragland, 2012. Algae and Bryophytes, Saras Publication, Kanyakumari, India.
7. Basu, A. N. 1993. Essentials of Plant Viruses, Vectors and Plant diseases, New Age International, New Delhi.
8. Chopra. G. L. 1984. A text book of Algae, Rastogi publications, Meerut,India.
9. Desikachari, T. V. 1959. Cyanophyta, ICAR, New Delhi.
10. Dubey, R. C. and Maheshwari. D.K. 2012. Practical Microbiology, S. Chand & Company, Pvt. Ltd., NewDelhi.
11. Fritsch, R. E. 1977. Structure and Reproduction of Algae, Cambridge University Press, London.
12. Kodo, C.I. and Agarwal, H.O.1972. Principles and techniques in Plant Virology, Van Nostrand, Reinhold Company, New York.
13. Agrios, G.N. (1997). Plant Pathology, 4th edition. Cambridge, U.K.: Academic Press.
14. Alexopoulos, C.J., Mims, C.W., Blackwell, M. (1996). Introductory Mycology, 4th edition. Singapore, Singapore: John Wiley & Sons.
15. Sethi, I.K. and Walia, S.K. (2011). Text book of Fungi and Their Allies. Noida, U.P.: Macmillan Publishers India Ltd.
16. Reven, F.H., Evert, R. F., Eichhorn, S.E. (1992). Biology of Plants. New York, NY: W.H. Freeman and Company.
17. Sharma, P.D. (2011). Plant Pathology. Meerut, U.P.: Rastogi Publication.
18. Webster, J., Weber, R. (2007). Introduction to Fungi, 3rd edition. Cambridge, U.K.: Cambridge University Press..
19. Pandey B.P. 2001. College Botany Volume 1, S Chand & Company Pvt.Ltd, New Delhi.
20. Pandey. B.P. 2014 Modern Practical Botany, (Vol-I) S. Chand and Company Pvt. Ltd., New Delhi.
21. Pelzar, 1963. Microbiology, Tata Mc Graw Hill, New Delhi
22. Rangaswamy, G. 2009, Disease of Crop Plants in India, Prentice Hall of India, New Delhi.
23. Sambamurty. A.V.S.S. 2006, A Text book of Algae, I. K. International Publishing House, Pvt. Ltd., New Delhi.
24. Sharma, P. D. 2012, Microbiology and Plant Pathology, Rastogi Publication Pvt Ltd., Meerut, India.
25. Singh, R. P. 2007. Microbial Taxonomy and Culture Techniques, Kalyani Publication, New Delhi.
26. Smith. G. M. 1996. Cryptogamic Botany Volume I, Tata Mc Graw Hill, New Delhi.
27. Sundar Rajan. S. 2010.College Botany Volume I, Himalaya Publications, Mumbai.
28. Vashishta, B.R. Sinha, A.K. and Singh, V. P. 1991. Algae, S. Chand and Company, Pvt. Ltd., New Delhi

**This course can be opted as an elective by the students of following subjects: Open to all but special for B.Sc. Biotech, B.Sc. Microbiology, B.Sc. Agriculture, B.A. (Curators), B.A. Archaeology, B.A. Geology, BAMS.**

### **Suggested Continuous Evaluation Methods:**

Continuous Internal Evaluation shall be based on allotted Assignment and Class Tests. The marks shall

Internal Assessment	Marks
Class Interaction	5
Quiz	5
Seminar	7
Assignment (Charts/ Flora/ Rural Service/ Technology Dissemination)	8
	25

**Course prerequisites:**

**Qualification:** To study this course, a student must have qualified 10+2 with Biology/ NSQF level 3 from Sector Skill Councils / Diploma holder from ITI in (Biology/ Agriculture/ Biotech/ Forestry/ Microbiology/Gardening /biomedical Science.

**Facilities: Smart and Interactive Class**

**Other Requisites: Video collection, Books, CDs, Access to On-line resources, Display Charts**

**Suggested equivalent online courses:**

<https://indianculture.gov.in/rarebooks/economic-botany-india>  
<https://community.plantae.org/tags/mooc>  
[futurelearn.com/courses/teaching-biology-inspiring-students-with-plants-in-science](http://futurelearn.com/courses/teaching-biology-inspiring-students-with-plants-in-science)  
<https://www.coursera.org/courses?query=plants>  
<http://egyankosh.ac.in/handle/123456789/53530>  
<https://www.classcentral.com/tag/microbiology>  
<https://www.edx.org/learn/microbiology>  
<https://www.mooc-list.com/tags/microbiology>  
<https://www.udemy.com/topic/microbiology/>  
<https://ucmp.berkeley.edu/bacteria/bacteria.html>  
<https://www.livescience.com/53272-what-is-a-virus.html>  
<https://gclambathach.in/lms/Economic%20importance%20of%20Algae.pdf>  
<https://www.slideshare.net/sardar1109/algae-notes-1>  
<https://www.onlinebiologynotes.com/algae-general-characteristics-classification/>  
<https://www.sciencedirect.com/topics/immunology-and-microbiology/fungus>  
<https://ucmp.berkeley.edu/fungi/fungi.html>  
<https://agrimoon.com/wp-content/uploads/Mashroom-culture.pdf>  
<http://ecoursesonline.iasri.res.in/mod/page/view.php?id=11293>  
<http://www.hillagric.ac.in/edu/coa/ppath/lect/plpath111/Lect.%201%20%20Introduction-PI%20Path%20111.pdf>  
[http://www.jnkvv.org/PDF/11042020102651plant\\_pathology.pdf](http://www.jnkvv.org/PDF/11042020102651plant_pathology.pdf)  
<https://www.apsnet.org/edcenter/disimpactmngmnt/topc/EpidemiologyTemporal/Pages/ManagementStrategies.aspx>  
<https://learn.saylor.org/course/view.php?id=23&sectionid=6821>  
<https://www.sciencedirect.com/topics/earth-and-planetary-sciences/microscopy>  
[http://physics.fe.uni-lj.si/students/predavanja/Microscopy\\_Kulkarni.pdf](http://physics.fe.uni-lj.si/students/predavanja/Microscopy_Kulkarni.pdf)  
<https://lipidnanostructuresgroup.weebly.com/>  
<https://zoology4civilservices.wordpress.com/2016/06/18/65/>  
<https://microbenotes.com/laminar-flow-hood/>

**CERTIFICATE COURSE IN MICROBIAL TECHNOLOGY & CLASSICAL BOTANY / B.Sc.-I**

Programme: <i>Certificate Course In Microbial Technology &amp; Classical Botany</i>	Year: I	Semester: I/Paper-II
---	---------	----------------------

Subject: **Botany**

Course Code: B040102P	Course Title: <b>Techniques in Microbiology &amp; Plant Pathology</b>
-----------------------	---

**Course outcomes:** After the completion of the course the students will be able:

1. Understand the instruments, techniques, lab etiquettes and good lab practices for working in a microbiology laboratory.
2. Develop skills for identifying microbes and using them for Industrial, Agriculture and Environment purposes.
3. Practical skills in the field and laboratory experiments in Microbiology & Pathology.
4. learn to identify Algae, Lichens and plant pathogens along with their Symbiotic and Parasitic associations.
5. Can initiate his own Plant & Seed Diagnostic Clinic
6. Can start own enterprise on microbial products

Credits:2	<b>Core Compulsory</b>
-----------	------------------------

Max. Marks: <b>25+75</b>	Min. Passing Marks:
--------------------------	---------------------

Total No. of Lectures-Tutorials-Practical (in hours per week): **0-0-2**



Unit	Topic * (Minimum Any three from each unit depending on facilities)	No. of Lectures (60 hrs)
I.	<b>INSTRUMENTS &amp; TECHNIQUES</b> 1. Laboratory safety and good laboratory practices 2. Principles and application of Laboratory instruments-microscope, incubator, autoclave, centrifuge, LAF, filtration unit, shaker, pH meter. 3. Buffer preparation & titration 3. Cleaning and Sterilization of glasswares 4. Preparation of media- Nutrient Agar and Broth 5. Inoculation and culturing of bacteria in Nutrient agar and nutrient broth 6. Preparation of agar slant, stab, agar plate 7. Phenol Coefficient method to test the efficacy of disinfectants	7
II	<b>BACTERIAL IDENTIFICATION</b> 1. Isolation of bacteria. 2. Identification of bacteria. 3. Staining techniques: Gram's, Negative, Endospore, Capsule and Cell Wall. 4. Cultural characteristics of bacteria on NA. 5. Pure culture techniques (Types of streaking). 6. Biochemical characterization: IMViC, Carbohydrate fermentation test, Mannitol motility test, Gelatin liquefaction test, Urease test, Nitrate reduction test, Catalase test, Oxidase test, Starch hydrolysis, Casein hydrolysis.	8
III	<b>MYCOLOGICAL STUDY:</b> 1. Isolation of different fungi: Saprophytic, Coprophilous, Keratinophilic. 2. Identification of fungi by lactophenol cotton blue method. <i>Rhizopus, Saccharomyces, Penicillium, Peziza, Ustilago, Puccinia; Fusarium, Curvularia, Alternaria.</i> 3. <i>Agaricus</i> : Specimens of button stage and full grown mushroom; Sectioning of gills of <i>Agaricus</i> . 4. Lichens: crustose, foliose and fruticose specimens.	8
IV	<b>PHYCOLOGY:</b> 1. Type study of algae and Cyanobacteria – <i>Spirullina, Nostoc.</i> Chlorophyceae - <i>Chlorella, Volvox, Oedogonium, Cladophora, and Chara</i> ; Xanthophyceae – <i>Vaucheria</i> ; Bacillariophyceae – <i>Pinnularia</i> Phaeophyceae – <i>Sargassum</i> Rhodophyceae - <i>Polysiphonia</i>	7
V	<b>EXPERIMENTAL PLANT PATHOLOGY</b> 1. Preparation of fungal media (PDA) & Sterilization process. 2. Isolation of pathogen from diseased leaf. Identification: Pathological specimens of Brown spot of rice, Bacterial blight of rice, Loose smut of wheat, Stem rot of mustard, Late blight of potato; Slides of uredial, telial, pycnial & aecial stages of <i>Puccinia</i> , Few viral and bacterial plant diseases.	8
VI	<b>PRACTICALS IN APPLIED MICROBIOLOGY-1</b> 1. Isolation of nitrogen fixing bacteria from root nodules of legumes. 2. Enumeration of rhizosphere to non rhizosphere population of bacteria. 3. Isolation of antagonistic <i>Pseudomonas</i> from soil. 4. Microscopic observations of root colonization by VAM fungi. 5. Isolation of <i>Azospirillum</i> sp. from the roots of grasses. 6. Isolation of phyllosphere microflora. 7. Isolation of P solubilizing microorganisms.	8
VII	<b>PRACTICALS IN APPLIED MICROBIOLOGY-2</b> 1. Wine production. 2. Isolation of lactic acid bacteria from curd. 3. Isolation of lipolytic organisms from butter or cheese. 4. Immobilized bacterial cells for production of hydrolytic enzymes. 5. Enzyme production and assay – cellulase, protease and amylase. 6. Immobilization of yeast. 7. Isolation of cellulolytic and anaerobic sulphate reducing bacteria. 8. Isolation and characterization of acidophilic, alkalophilic and halophilic bacteria.	8
VIII	1. Cultivation of <i>Spirulina</i> , & <i>Chlorella</i> in lab for biofuel 2. Visit to NBAIM, Mau, Varanasi (Kashi)/ IMTECH (Institute of Microbial Technology), Chandigarh for viewing Culture Repository 3. Visit to biofertilizers and biopesticides unit to understand about the Unit operation procedures 4. Mushroom cultivation for Protein	6



**Course prerequisites:**

**Qualification:** To study this course, a student must have qualified 10+2 with Biology/ NSQF level 3 from Sector Skill Councils / Diploma holder from ITI in (Biology/ Agriculture/ Biotech/ Microbiology/biomedical Science).

**Facilities: Smart and Interactive Class**

**Other Requisites: Video collection, Books, CDs, Access to On-line resources, Display Charts**

**Lab Requisites: Microscopes, Stains, Dissection box, Haemocytometer, Specimens, Permanent slides, Autoclave, incubator, Oven, laminar flow cabinet, balances, Fermenter, Anaerobic jar and Spectrophotometer.**

**Suggested equivalent online courses:**

<https://community.plantae.org/tags/mooc>

[futurelearn.com/courses/teaching-biology-inspiring-students-with-plants-in-science](https://futurelearn.com/courses/teaching-biology-inspiring-students-with-plants-in-science)

<https://microbiologysociety.org/publication/education-outreach-resources/basic-practical-microbiology-a-manual.html>

<https://microbiologyonline.org/file/7926d7789d8a2f7b2075109f68c3175e.pdf>

<http://allaboutalgae.com/benefits/>

<https://repository.cimmyt.org/xmlui/bitstream/handle/10883/3219/64331.pdf>

<https://www.mooc-list.com/tags/microbiology>

<http://www.agrifs.ir/sites/default/files/A%20text%20book%20of%20practical%20botany%201%20%7BAshok%20Bendre%7D%20%5B8171339239%5D%20%281984%29.pdf>

<https://www.coursera.org/courses?query=plants>

<http://egyankosh.ac.in/handle/123456789/53530>

<https://www.classcentral.com/tag/microbiology>

<https://www.edx.org/learn/microbiology>

<https://www.mooc-list.com/tags/microbiology>

<https://www.udemy.com/topic/microbiology/>

<b>Programme /Class: B.Sc.-I/ Certificate Course In Microbial Technology &amp; Classical Botany</b>	<b>Year: I</b>	<b>Semester: II Paper-I</b>
Subject: <b>Botany</b>		
Course Code: B040201T	Course Title: <b>Archegoniates and Plant Architecture</b>	
<b>Course outcomes:</b> After the completion of the course the students will be able to: <ol style="list-style-type: none"> <li>1. Develop critical understanding on morphology, anatomy and reproduction of Bryophytes, Pteridophytes and Gymnosperms</li> <li>2. Understanding of plant evolution and their transition to land habitat.</li> <li>3. Understand morphology, anatomy, reproduction and developmental changes therein through typological study and create a knowledge base in understanding the basis of plant diversity, economic values &amp; taxonomy of plants</li> <li>4. Understand the details of external and internal structures of flowering plants.</li> </ol>		
Credits: <b>4</b>	<b>Core Compulsory</b>	
Max. Marks: <b>25+75</b>	Min. Passing Marks:	
Total No. of Lectures-Tutorials-Practical (in hours per week): <b>4-0-0</b>		

Unit	Topic	Lectures (60hrs)
I	<b>Introduction to Archegoniates &amp; Bryophytes</b> Unique features of archegoniates, Bryophytes: General characteristics, adaptations to land habit, Range of thallus organization. Classification (up to family), morphology, anatomy and reproduction of <i>Riccia</i> , <i>Marchantia</i> , <i>Anthoceros</i> and <i>Sphagnum</i> . (Developmental details not to be included). economic importance of bryophytes .	7
II	<b>Pteridophytes</b> General characteristics, Early land plants ( <i>Rhynia</i> ). Classification (up to family) with examples, Heterospory and seed habit, stelar evolution, economic importance of Pteridophytes.	8
III	<b>Gymnosperms</b> Classification and distribution of gymnosperms; Salient features of Cycadales, Ginkgoales, Coniferales and Gnetales, their examples, structure and reproduction; economic importance	8
IV	<b>Palaeobotany</b> General account of Cycadofilicales, Bennettitales and Cordaitales; Geological time scale; Brief account of process of fossilization & types of fossils and study techniques ; Contribution of Birbal Sahni	8
V	<b>Angiosperm Morphology (Stem, Roots, Leaves &amp; Flowers, Inflorescence)</b> Morphology and modifications of roots; Stem, leaf and bud. Types of inflorescences; flowers, flower parts, fruits and types of placentation; Definition and types of seeds.	7
VI	<b>Plant Anatomy:</b> Meristematic and permanent tissues, Organs (root, stem and leaf). Apical meristems & theories on apical organization - Apical cell theory, Histogen theory, Tunica - Corpus theory. Secondary growth - Root and stem- cambium (structure and function) annular rings, Anomalous secondary growth - <i>Bignonia</i> , <i>Boerhaavia</i> , <i>Dracaena</i> , <i>Nyctanthes</i>	7
VII	<b>Reproductive Botany</b> Plant Embryology, Structure of microsporangium, microsporogenesis, , Structure of megasporangium and its types, megasporogenesis, Structure and types of female gametophyte, types of pollination, Methods of pollination, Germination of pollen grain, structure of male gametophyte, Fertilization, structure of dicot and monocot embryo, Endosperm, Double fertilization, Apomixis and polyembryony.	8
VIII	<b>Palynology:</b> Pollen structure, pollen morphology, pollen allergy , Applied Palynology: Basic concepts, Palaeopalynology, Aeropalynology, Forensic palynology, Role in taxonomic evidences.	7



**Course prerequisites:**

**Qualification:** To study this course, a student must have qualified 10+2 with Biology/ NSQF level 4 from Sector Skill Councils / Diploma holder from ITI in (Biology/ Agriculture/ Forestry).

**Facilities:** Smart and Interactive Class ,wifi facility

**Other Requisites: :** Videos,Books, CDs, Flora, Herbarium, Access to On-line resources, Display Charts

**Suggested equivalent online courses:**

<https://www.anbg.gov.au/bryophyte/what-is-bryophyte.html>

<https://pteridoportal.org/portal/index.php>

<https://www.conifers.org/zz/gymnosperms.php>

<http://www.mobot.org/MOBOT/research/APweb/>

<https://milneorchid.weebly.com/plant-id-for-beginners.html>

<https://www.botany.org/PlantImages/PlantAnatomy.php>

<http://webapp1.dlib.indiana.edu/inauthors/view?docId=VAC0868&doc.view=print>

<https://palynology.org/>

<http://www2.estrellamountain.edu/faculty/farabee/biobk/Biobookflowers.html>

<https://www.sciencelearn.org.nz/resources/100-plant-reproduction>

<https://palaeobotany.org/>

Programme/Class: <b>Certificate Course In Microbial Technology &amp; Classical Botany</b>		Year: <b>I</b>	Semester: <b>II</b> <b>Paper-II (Practical)</b>
Subject: <b>Botany</b>			
Course Code: <b>B040202P</b>		Course Title: <b>Land Plants Architecture</b>	
<b>Course outcomes:</b>			
<ol style="list-style-type: none"> <li>The students will be made aware of the group of plants that have given rise to land habit and the flowering plants. Through field study they will be able to see these plants grow in nature and become familiar with the biodiversity.</li> <li>Students would learn to create their small digital reports where they can capture the zoomed in and zoomed out pictures as well as videos in case they are able to find some rare structure or phenomenon related to these plants.</li> <li>Develop an understanding by observation and table study of representative members of phylogenetically important groups to learn the process of evolution in a broad sense.</li> <li>Understand morphology, anatomy, reproduction and developmental changes therein through typological study and create a knowledge base in understanding plant diversity, economic values &amp; taxonomy of lower group of plants</li> <li>Understand the composition, modifications, internal structure &amp; architecture of flowering plants for becoming a Botanist.</li> </ol>			
Credits: <b>2</b>		<b>Core Compulsory</b>	
Max. Marks: <b>25+75</b>		Min. Passing Marks:	
Total No. of Lectures-Tutorials-Practical (in hours per week): <b>0-0-2</b>			
<b>Unit</b>	<b>Topic</b>	<b>No. of Lectures</b>	
<b>I</b>	<b>Bryophytes:</b> Marchantia- morphology of thallus, W.M. rhizoids and scales, V.S. thallus through Gemma cup, W.M. gemmae (all temporary slides), V.S. antheridiophore, archegoniophore, L.S. sporophyte (all permanent slides). <i>Sphagnum</i> - morphology, W.M. leaf, rhizoids, operculum, peristome, annulus, spores (temporary slides); permanent slides showing antheridial and archegonial heads, L.S. capsule and protonema.	<b>8</b>	
<b>II</b>	<b>Pteridophytes:</b> <i>Lycopodium</i> : Habit, stem T. S. stobilus V. S., <i>Selaginella</i> : Habit, rhizophore T. S, stem T. S, axis with strobilus, V.S. of strobilus, Megasporophyll and microsporophyll. <i>Equisetum</i> - Habit, rhizome and stem T.S. and V. S. of strobilus. <i>Azolla</i> – Habitat & its structure	<b>7</b>	
<b>III</b>	<b>Gymnosperms</b> 1. <i>Cycas</i> – seedling, coralloid root and coralloid root T. S., T. S. of leaflet and Rachis, micro and megasporophyll, male cone V. S., microsporophyll T. S. entire and V. S. of ovule. <i>Pinus</i> - Branch of indefinite growth, spur shoot, T. S of old stem and needle R.L.S and T. L. S. of stem, male and female cone, V.S. of male and female cone. 2. <i>Ephedra</i> & <i>Thuja</i> : Habit, stem T. S (young and mature), leaf T. S, male and female strobilus, V. S. of male and female cone, ovule V. S. and seed.	<b>8</b>	
<b>IV</b>	<b>Palaeobotany &amp; Palynology</b> 1. Morphology of <i>Rhynia</i> and fossils gymnosperms & other groups. 2. Visit Birbal Sahni Institute of Palaeosciences or virtual conference with their scientists to learn fossilization. 3. Mark and know about Indian geographical sites rich in plant fossils.	<b>6</b>	
<b>V</b>	<b>Angiosperm Morphology</b> 1. To study diversity in leaf shape, size and other foliar features. 2. To study monopodial and sympodial branching. 3. Morphology of Fruits 4. Inflorescence types- study from fresh/ preserved specimens 5. Flowers- study of different types from fresh/ preserved specimens 6. Fruits- study from different types from fresh/preserved specimens 7. Study of ovules (permanent slides/ specimens/photographs)- types (anatropous, orthotropous, amphitropous and campylotropous) 8. Modifications in Roots, stems, leaves and inflorescences	<b>8</b>	

<b>VI</b>	<p><b>Plant Anatomy:</b> Normal &amp; Anomalous secondary thickening - <i>Bignonia, Dracaena, Boerhaavia diffusa, Nyctanthes</i> Study of primary and secondary growth in the root and stem of monocots and dicots by section cutting and permanent slides. Study of internal structure of dicot and monocot leaves. Study of structure of stomata.</p>	<b>8</b>
<b>VII</b>	<p><b>Reproductive Botany</b></p> <ol style="list-style-type: none"> <li>1. Structure of anther, microsporogenesis and pollen grains</li> <li>2. Structure of ovule and embryo sac development (through slides).</li> <li>3. Study of embryo development in monocots and dicots.</li> <li>4. Vegetative propagation by means of cutting, budding and grafting exercises.</li> <li>5. Study of seed germination.</li> <li>6. Study of pollen morphology of the following plants –<i>Hibiscus, Vinca, Balsam, Ixora, Crotalaria, Bougainvillea</i> by microscopic observation.</li> <li>7. Calculation of pollen viability percentage using in vitro pollen germination techniques.</li> </ol>	<b>8</b>
<b>VIII</b>	<p><b>Commercial Uses and Production technology</b></p> <ol style="list-style-type: none"> <li>1. <i>Azolla</i> production</li> <li>2. Production technology of Resins</li> <li>3. Production and propagation of Ornamental <i>Pteris, Cycadales, Coniferales</i> for landscaping.</li> <li>4. Lab method for qualitative testing/ extraction of Ephedrine, Taxol and <i>Thuja</i> oil.</li> </ol>	<b>7</b>

**Suggested Readings:**

**Course Books published in Hindi may be prescribed by the Universities.**

□□□□□□□□□□ □□□□□□ □□□□□□ □□□ 1,II □□□□ □□□□ □□□□□□ □□□ □□□□ □□□□□□  
□□□□□□□ □□□□□□ □□□□□□ □□□□  
□□□□□□□□ □□□□□□ □□□□□□ □□□ I, II, III □□□□□□□□ □□□□□ □□□□□ और □□□□□  
□□□□□□□□□□ □□□□□□ □□□□□□ □□□ 2 □□□□□ :□□□□□ □□□□□□ □□□ □□□□□ □□□□□  
□□□□□□□ :□□□□□□□ □□□□□□□, □□□□□  
□□□□□□□□ □□□□□□ □□□□□□□ □□.एस□□□-I, II एस□□□ □□□□□□□ □□□□□□□□ :  
□□□□□□ □□□□□□□ □□□□ □□□□□□□

Pandey, BP and Trivedi, P.S. 1997. Botany Vol. I(10th edition). Vikas Publishing House.  
Pandey, BP; Misra; Trivedi, P.S. 1997. Botany Vol. II. Vikas Publishing House.  
Pandey, BP and Chadha. 1997. Botany Vol. III. Vikas Publishing House.  
Santra, SC and Chatterjee. 2005. College Botany Practical Vol. I. New Central Book Agency (P) Ltd.  
Kumar, S and Kashyap. 2003. Manual of Practical Algae. Campus Books International, New Delhi  
Bendre and Kumar A text book of Practical Botany. Vol I,II., Rastogi Pub. Meerut.  
Suresh Kumar , Amar Singh Kashyap Manual of Practical Algae.. Campus Books Internet , New Delhi.  
Santra, SC. 2005. College Botany Practical Vol. II. New Central Book Agency (P) Ltd.

**This course can be opted as an elective by the students of following subjects:**

**Open to all but special for B.Sc. Biotech, B.Sc. Forestry, B.Sc. Agriculture, B. Pharma, B.A.**

**Suggested Continuous Evaluation Methods:**Continuous Internal Evaluation shall be based on allotted Assignment and Class Tests. The marks shall be as follows:

Internal Assessment	Marks
Class Interaction	<b>6</b>
Field work /Virtual/E-learning /Participation in group discussions	<b>7</b>
<b>Industrial or Central laboratory training of two weeks in summer/winter (Compulsory)</b>	<b>12</b>
	<b>25</b>



**Course prerequisites:**

**Qualification:** To study this course, a student must have qualified 10+2 with Biology/ NSQF level 3 from Sector Skill Councils / Diploma holder from ITI in (Biology/ Agriculture/ Forestry).

**Facilities:** Smart and Interactive Class

**Other Requisites:** Microscopes, Stains, Dissection box, Haemocytometer, Specimens, Permanent slides, Autoclave, incubator, Oven, laminar flow cabinet, balance

**Suggested equivalent online courses:**

<https://www.easybiologyclass.com/topic-botany>

<http://www3.botany.ubc.ca/bryophyte/index.html>

[http://ecflora.cavehill.uwi.edu/bio\\_courses/b114apl/practical\\_3.1.htm](http://ecflora.cavehill.uwi.edu/bio_courses/b114apl/practical_3.1.htm)

<http://mydunotes.blogspot.com/p/botany.html>

<http://www.fao.org/3/a-v9236e.pdf>

<https://iinrg.icar.gov.in/library/nrg/nrg.pdf>

[https://agritech.tnau.ac.in/banking/nabard\\_pdf/Azolla%20Cultivation/Model\\_project\\_on\\_Azolla\\_cultivation.pdf](https://agritech.tnau.ac.in/banking/nabard_pdf/Azolla%20Cultivation/Model_project_on_Azolla_cultivation.pdf)

<http://arnoldia.arboretum.harvard.edu/pdf/articles/1977-37-1-propagation-manual-of-selected-gymnosperms.pdf>

[https://www.fs.fed.us/rm/pubs\\_other/wo\\_AgricHandbook730/wo\\_AgricHandbook727\\_153\\_175.pdf](https://www.fs.fed.us/rm/pubs_other/wo_AgricHandbook730/wo_AgricHandbook727_153_175.pdf)

***Detail Syllabus of  
B.Sc.-II Year  
or  
Diploma in  
Plant Identification, Utilization & Ethnomedicine***

## *Diploma in Plant Identification, Utilization & Ethnomedicine*

<b><i>Diploma in Plant Identification, Utilization &amp; Ethnomedicine</i></b>		
Programme /Class: <i>Diploma in Plant Identification, Utilization &amp; Ethnomedicine</i>	Year: <b>II</b>	Semester: <b>III</b> <b>Paper-I</b>
Subject: <b>Botany</b>		
Course Code: B040301T	Course Title: <b>Flowering Plants Identification &amp; Aesthetic Characteristics</b>	
<p><b>Course outcomes:</b> After the completion of the course the students will be able to:</p> <ol style="list-style-type: none"> <li>1. To gain an understanding of the history and concepts underlying various approaches to plant taxonomy and classification.</li> <li>2. To learn the major patterns of diversity among plants, and the characters and types of data used to classify plants.</li> <li>3. To compare the different approaches to classification with regard to the analysis of data.</li> <li>4. To become familiar with major taxa and their identifying characteristics, and to develop in depth knowledge of the current taxonomy of a major plant family.</li> <li>5. To discover and use diverse taxonomic resources, reference materials, herbarium collections, publications.</li> <li>6. For the entrepreneur career in plants, one can establish a nursery, Start a landscaping business, Set up a farm Or Run a plantation consultancy firm</li> </ol>		
Credits: <b>4</b>	<b>Core Compulsory</b>	
Max. Marks: <b>25+75</b>	Min. Passing Marks:	
Total No. of Lectures-Tutorials-Practical (in hours per week): <b>4-0-0</b>		
Unit	Topic	No. of Lectures (60hrs)
<b>I</b>	<p><b>Taxonomic Resources &amp; Nomenclature</b> Components of taxonomy (identification, nomenclature, classification) ; Taxonomic resources: Herbarium- functions &amp; important herbaria, Botanical gardens, Flora, Keys- single access and multi-access. Principles and rules of Botanical Nomenclature according to ICN (ranks and names; principle of priority, binomial system; type method, author citation, valid-publication).</p>	<b>7</b>
<b>II</b>	<p><b>Types of classification &amp; Evidences</b> Artificial, natural and phylogenetic. Bentham and Hooker (upto series), Engler and Prantl (upto series) angiosperm phylogeny group (APG IV) classification. Introduction to taxonomic evidences from palynology, cytology, phytochemistry &amp; Molecular biology data (Protein and Nucleic acid homology).</p>	<b>8</b>
<b>III</b>	<p><b>Identification of Angiospermic families -I: (Families can be chosen University wise as per local available flora)</b> A study of the following families with emphasis on the morphological peculiarities and economic importance of its members (based on Bentham &amp; Hooker's system) Ranunculaceae, Malvaceae, Rutaceae, Fabaceae, Myrtaceae , Cucurbitaceae, Rubiaceae, Asteraceae, Apocynaceae, Acanthaceae, Asclepiadaceae, Solanaceae.</p>	<b>8</b>
<b>IV</b>	<p><b>Identification of Angiospermic families -II: (Families can be chosen University wise as per local available flora)</b> A study of the following families with emphasis on the morphological peculiarities and economic importance of its members (based on Bentham &amp; Hooker's system)- Amaranthaceae, Euphorbiaceae, Papaveraceae, Apiaceae, Lamiaceae, Orchidaceae, Liliaceae, Musaceae, Poaceae.</p>	<b>7</b>

V	<b>Modern trends in Plant taxonomy:</b> Brief idea on Phenetics, Biometrics, Cladistics (Monophyletic, polyphyletic and paraphyletic groups; Plesiomorphy and apomorphy).	8
VI	<b>TOOLS &amp; SOFTWARES IN PLANT IDENTIFICATION-</b> GIS ( Mapping of (i) Patterns(ii) Features (iii) Quantities OP02.010H11YLIP - Free Phylogenetic Software, Digital Taxonomy (e-flora), Description Language for Taxonomy – DELTA Internet directory for botany.	7
VII	<b>Computer usage &amp; Android Applications</b> MS Office: PPT, Microsoft Excel, data entry, graphs, aggregate functions, formulas and functions, number systems, conversion devices, secondary storage media. GPS tagging, Plant Identification Apps.	7
VIII	<b>Aesthetic Characteristics of Plants:</b> Aesthetic characteristics of plants, English, Italian, French, Persian, Mughal and Japanese gardens; Features of a garden (Garden wall, Fencing, Steps, Hedge, Edging, Lawn, Trees, shrubs and shrubberies, climbers and creepers, rockery, Flower beds, Shrubbery, Borders, Water garden). Some Famous gardens of India. Conservatory, green houses, Indoor garden, Roof garden, Topiary, Bonsai.	8

**Suggested Readings:**

**Course Books published in Hindi may be prescribed by the Universities.**

1. [unclear] [unclear] [unclear] ( [unclear] [unclear] , [unclear] [unclear] , [unclear] [unclear] [unclear] [unclear] [unclear] [unclear] [unclear] [unclear] ) [unclear] - [unclear] , [unclear] [unclear] [unclear] [unclear] [unclear] [unclear] : [unclear] [unclear] [unclear] [unclear] , [unclear] [unclear]
2. [unclear] [unclear] [unclear] , [unclear] [unclear] [unclear] [unclear] [unclear] [unclear] [unclear] [unclear] [unclear] [unclear]
3. Propagation And Nursery Management (hindi) (hb) ISBN : 9788177546200 Edition : 01 Year : 2016 Author : Pandey S.K. , Soni N. Publisher : Agrobios (India)
4. Dr. Amar Singh. पादपवर्गीकी- Plant Taxonomy (An Old and Rare Book) from the category Ayurveda in our Books collection. Uttar Pradesh Hindi Sansthan, Lucknow

1. Plant Systematics. Arun K. Pandey & Shruti Kansana. 2020. Jaya Publishing House.
2. Bole, P. V. and Vaghani, Y. (1986) Field guide to the common trees of India. Oxford University Press; Bombay.
3. Brandis, D. (1906) Indian Trees (London, 5th edition. 1971). International Book Distributors; Dehra Dun.
4. Dallwitz, M. J., Paine, T. A. and Zurcher, E. J. (2003). Principles of interactive keys. <http://delta-intkey.com>
5. <https://www.naace.co.uk/school-improvement/ict-mark/>
6. <https://www.socitm.gov.uk>, (2002) Learning in the 21st century Executive briefing A Socitm Insight publication, July 2002 Socitm.
7. K. B. Anjaria, (2015) "Electronic Herbarium and Digital Database Preparation of Common Trees of Anand District, Gujarat" MRP submitted to UGC, WRO, Pune 2015 (unpublished)
8. Lizeron Eremias and R. Subash. (2013) "E-Content Development: A Milestone In The Dynamic Progress Of E-Learning" International Journal of Teacher Educational Research (IJTER) Vol.2 No.1 January, 2013 ISSN: 2319- 4642
9. Pandey, B.P. 2007. Botany for Degree Students: Diversity of Seed Plants and their Systematics, Structure, Development and Reproduction in Flowering Plants. S. Chand & Company Ltd, New Delhi.
10. Stace, C. A. 1989. Plant Taxonomy and Biostatistics (2nd Ed.). Edward Arnold, London.
11. Singh, G. 1999. Plant Systematics: Theory and Practice. Oxford and IBH, New Delhi.
12. Dutta A.C. 2016. Botany for Degree Students. Oxford University Press.
13. Davis, P. H. and V. H. Heywood. 1963. Principles of Angiosperm Taxonomy. Oliver and Boyd, London.
14. Heywood, V. H. and D. M. Moore (Eds). 1984. Current Concepts in Plant Taxonomy. Academic Press, London.
15. Austin, R. 2002. Elements of planting design. New York: John Wiley & Sons.
16. Bertauski, T. 2005. Designing the landscape: An introductory guide for the landscape designer. Upper Saddle River, NJ: Pearson Prentice Hall.
17. Thomas, H., and S. Wooster. 2008. The complete planting design course: Plans and styles for every garden. London: Octopus Publishing Group.
18. Scarfone, S. 2007. Professional planting design: An architectural and horticultural approach for creating mixed bed plantings. New York: John Wiley & Sons.
19. Randhawa, G.S. and Mukhopadhyay, A. 1986. Floriculture in India. Allied Publishers.

**This course can be opted as an elective by the students of the following subjects: Open to all but special for B.Sc. Biotech B.Sc. Forestry, B.Sc. Agriculture, B. Pharma, B.A. (Curators), B.A. Archaeology, B.A. Geology, BAMS**

**Suggested Continuous Evaluation Methods:**

Continuous Internal Evaluation shall be based on allotted Assignment and Class Tests. The marks shall be as follows:

Internal Assessment	Marks
Class Interaction	5
Quiz	5
Seminar	7
Assignment (Charts/ Flora/ Rural Service/ Technology Dissemination)	8
	25

**Course prerequisites:**

**Qualification:** To study this course, a student must have qualified 10+2 with Biology/ NSQF level 3 from Sector Skill Councils / Diploma holder from ITI in (Biology/ Agriculture/ Forestry).

**Facilities: Smart and Interactive Class**

**Other Requisites: : Video collection, Books, CDs, Flora, Herbarium, Access to On-line resources, Display Charts**

Suggested equivalent online courses:

<https://www.easybiologyclass.com/topic-botany/>

<http://egyankosh.ac.in/handle/123456789/53530>

<https://www.delta-intkey.com/www/desc.htm>

<https://milneorchid.weebly.com/plant-id-for-beginners.html>

<https://plants.usda.gov/classification.html>

[https://www.senecaahs.org/pages/uploaded\\_files/Plant%20Classification.pdf](https://www.senecaahs.org/pages/uploaded_files/Plant%20Classification.pdf)

[https://www.ladykeanecollege.edu.in/files/userfiles/file/Dr\\_%20S\\_%20Nongbri%20III%20Sem%20ppt.pdf](https://www.ladykeanecollege.edu.in/files/userfiles/file/Dr_%20S_%20Nongbri%20III%20Sem%20ppt.pdf)

<https://www.brainkart.com/article/Bentham-and-Hooker-s-classification-of-plants---Dicotyledonae,->

[Gymnospermae-and-Monocotyledonae 1000/](https://www.brainkart.com/article/Bentham-and-Hooker-s-classification-of-plants---Gymnospermae-and-Monocotyledonae-1000/)

<https://libguides.rutgers.edu/c.php?g=336690&p=2267037>

<https://www.delta-intkey.com/>

Programme/Class: : <b>Diploma in Plant Identification, Utilization &amp; Ethnomedicine</b>		Year: <b>II</b>	Semester: <b>III</b> <b>Paper-II (Practical)</b>
Subject: <b>Botany</b>			
Course Code: B040302P		Course Title: <b>Plant Identification technology</b>	
<p><b>Course outcomes:</b> After the completion of the course the students will be able:</p> <ol style="list-style-type: none"> <li>To learn how plant specimens are collected, documented, and curated for a permanent record.</li> <li>To observe, record, and employ plant morphological variation and the accompanying descriptive terminology.</li> <li>To gain experience with the various tools and means available to identify plants.</li> <li>To develop observational skills and field experience.</li> <li>To identify a taxonomically diverse array of native plants.</li> <li>To recognize common and major plant families.</li> <li>To Understand aesthetic characters of flowering plants by making-landscapes,gardens,bonsai,miniatures</li> <li>Comprehend the concepts of plant taxonomy and classification of Angiosperms.</li> </ol>			
Credits: <b>2</b>		<b>Core Compulsory</b>	
Max. Marks: <b>25+75</b>		Min. Passing Marks:	
Total No. of Lectures-Tutorials-Practical (in hours per week): <b>0-0-2</b>			
<b>Unit</b>	<b>Topic*</b> <b>*(Perform Any three experiments from each unit as per facility)</b>		<b>No. of Lecture (60Hrs)</b>
<b>I</b>	<p><b>Herbarium: Plant collecting, Preservation and Documentation:</b> Stepwise Practicing Herbarium techniques: a. FIELD EQUIPMENTS, Global Positioning System (GPS) instrument &amp; Collection of any wild 25 plant specimens b. Learn to handle Herbarium making tools c. Pressing and Drying of collected plant specimens d. Special treatments for all varied groups of plants e. Mount on standard herbarium sheets f. Label them using Standard method g. Organize them and give Index Register Number</p>		<b>7</b>
<b>II</b>	<p><b>Taxonomic Identification using plant structure</b> a. Classify 25 plants on the basis of Taxonomic description (Plant Morphology, Anatomy, Reproductive parts, Habit, adaptation anomalies) according to Bentham and Hooker natural system of classification in the following families: Malvaceae, Fabaceae (Papilionaceae), Solanaceae, Scrophulariaceae, Acanthaceae, Labiatae (Lamiaceae), Rubiaceae.</p>		<b>8</b>
<b>III</b>	<p><b>Identification during excursions</b> a. Conducting Spot identification (Binomial, Family) of common wild plants from families included in the theoretical syllabus (list to be provided) and making FIELD NOTE BOOK and filling Sample of a page of field-book, used in Botanical Survey of India.  b. Describe/compare flowers in semi-technical language giving V.S. of flowers, T.S. of ovaries, floral diagrams and Floral Formulae. Identify and assign them to their respective families giving reasons.</p>		<b>8</b>
<b>IV</b>	<b>COLLECTION, PRESERVATION AND STORAGE OF ALGAE, FUNGI BRYOPHYTES, PTERIDOPHYTES (Two each)</b>		<b>7</b>
<b>V</b>	<p><b>Botanical Nomenclature &amp; reporting Method:</b> a. Give nomenclature to collected plants as per ICN rules and prepare labels as per BSI b. <b>Author Citation, Effective Publication and Principle of Priority:</b> To show a specimen paper on Basic structure of a taxonomic Research published on a new species in taxonomic journal</p>		<b>7</b>
<b>VI</b>	<p><b>COMPUTERS</b> 1. Learning to use EXCEL Microsoft PowerPoint and Word., WORKING WITH FOLDER AND WINDOWS UTILITY., CREATE AND MANAGE FILES AND FOLDER TREE,</p>		<b>7</b>

	<p>2. Practice browsing different sites using search engines. practice and understand different E-Mail services – Outlook, Yahoo mail, rediffmail etc. Practice Creating E-Mail accounts, Sending, Receiving &amp; Storing of mails.</p> <p>3. Create and Participate in virtual conferencing in an interactive Zoom Meeting</p>	
<b>VII</b>	<p><b>Computer Application in taxonomy</b></p> <p>1. Use Taxonomic Softwares (Dichotomous Key)</p> <p>2. Practicals on Phylogenetic analysis</p> <p>3. Make line drawing of Plants for description</p> <p>4. Using of plant identification apps on android phones</p>	<b>8</b>
<b>VIII</b>	<p>1. Create a Bonsai of any plant</p> <p>2. Develop a miniature garden</p> <p>3. Draw Layouts of various types of gardens</p> <p>4. Plant Propagation methods practice</p>	<b>8</b>

**Suggested Readings:**

*Course Books published in Hindi may be prescribed by the Universities.*

- □□□□□□□□ □□□□□□ □□□ 2 □□□□ :□□□□ □□□□□□□□ □□□ □□□□ □□□□□□□□  
□□□□□□□□ :□□□□□□□□ □□□□□□□□, □□□□□□  
□□□□□□□□□□ □□□□□□□□ □□□□□□□□ □□□ 3 □□□□ :□□□□ □□□□□□□□ □□□ □□□□ □□□□□□□□  
□□□□□□□□ :□□□□□□□□ □□□□□□□□, □□□□□□□□  
□□□□□□□□ □□□□□□□□ □□□□□□□□ □□.एस□□-1,II,IIIएस□□ □□□□□□□□□□ □□ □□□□□□□□□□  
□□□□□□□□ : □□□□□□□ □□□□□□□□ □□□□ □□□□□□□□  
□□□□□□□□ □□□□□□□□ □□□□□□□□ II Author Name: - Dhankar - Sharma - Trivedi RBD Publication House
1. Day, S.C. (2003) A Art of Miniature Plant Culture. - Agrobios. Jodhpur, India.
  2. Practical Taxonomy of Angiosperms By : R K Sinha ISBN : 9789386768520 I.K International Publishing House Pvt. Ltd.
  1. Day, S.C. (2003) Complete Home Gardening. (2003) Agrobios, Jodhpur, India.
  2. Dhopte, A.M. (2003) Principles and Techniques for Plant Scientists. - Agrobios, Jodhpur, India.
  3. Khan, M.R. (1995) Horticulture and Gardening.- NiraliPrakashan, Pune. India.
  4. Pramila Mehra Gardening for everyone-. Hind pocket book private limited, New Dehli.
  5. Kumarsen V. Horticulture ,Saras Publication
  6. Ramesh Bangia Learning Computer Fundamentals..., Khanna Book Publishers
  7. Bose T.K. & Mukherjee, D., 1972, Gardening in India, Oxford & IBH Publishing Co., New Delhi.
  8. Sandhu, M.K., 1989, Plant Propagation, Wile Eastern Ltd., Bangalore, Madras.
  9. Randhawa, G.S. and Mukhopadhyay, A. 1986. Floriculture in India. Allied Publishers.
  10. Bole, P. V. and Vaghani, Y. (1986) Field guide to the common trees of India. Oxford University Press; Bombay.
  11. Womersley, J. S. 1981. Plant collecting and herbarium development: A manual.
  12. Brandis, D. (1906) Indian Trees (London, 5th edition. 1971). International Book Distributors; DehraDun
  13. Dallwitz, M. J., Paine, T. A. and Zurcher, E. J. (2003). Principles of interactive keys. <http://delta-intkey.com>  
<https://www.naace.co.uk/school-improvement/ict-mark/>
  14. Manilal, K. S. and M. S. Muktesh Kumar (ed.) (1998) A Hand book of Taxonomy Training, DST, N. Delhi
  15. Naik, V. N. (1984) Taxonomy of Angiosperms Tata McGraw-Hill Publication Com. Ltd., New Delhi
  16. Primak, R. B. (2004) A Primer of Conservation Biology. Sinauer Associates, Inc. Publishers
  17. Quicke, Donald, L. J. (1993) Principles and Techniques of Commemorative Taxonomy. Blakie, Academic and Professional, London
  18. Singh, G (2004) Plant Systematics: Theory and practice Oxford and YBH Publishing Co. Pvt. Ltd., New

	<p>Delhi.</p> <p>19. Bridson, D. &amp; L. Forman. eds. 1998. The Herbarium Handbook. 3rd ed. Royal Botanic Gardens, Kew (Reprinted 1999).</p> <p>20. De Vogel, E.F. 1987. Manual of Herbarium Taxonomy: Theory and Practice. UNESCO, Jakarta.</p> <p>21. Fosberg, F.R. &amp; M.-H. Sachet. 1965. Manual for tropical herbaria. Int. Bur. Pl. Tax. &amp; Nom., Regnum Vegetabile Vol. 39. Utrecht.</p> <p>22. Jain, S.K. &amp; R.R. Rao. 1977. A handbook of field and herbarium methods. Today &amp; Tomorrow's Printer and Publishers, New Delhi.</p> <p>23. Victor, J.E., M. Koekemoer, L. Fish, S.J. Smithies, M. Mossmer. 2004. Herbarium essentials: the Southern African Herbarium user manual. Southern African Botanical Diversity Network Report No. 25. SABONET, Pretoria.</p>										
	<p><b>This course can be opted as an elective by the students of the following subjects: Open to all but special for B.Sc. Biotech, B.Sc. Forestry, B.Sc. Agriculture, B. Pharma, B.A. (Curators), B.A. Archaeology, B.A. Geology, BAMS</b></p>										
	<p><b>Suggested Continuous Evaluation Methods:</b> Continuous Internal Evaluation shall be based on allotted Assignment and Class Tests. The marks shall be as follows:</p> <table border="1" data-bbox="217 801 1410 1025"> <thead> <tr> <th>Internal Assessment</th> <th>Marks</th> </tr> </thead> <tbody> <tr> <td>Class Interaction</td> <td>5</td> </tr> <tr> <td>Botanical Excursion- compulsory</td> <td>12</td> </tr> <tr> <td>Assignment</td> <td>8</td> </tr> <tr> <td></td> <td>25</td> </tr> </tbody> </table>	Internal Assessment	Marks	Class Interaction	5	Botanical Excursion- compulsory	12	Assignment	8		25
Internal Assessment	Marks										
Class Interaction	5										
Botanical Excursion- compulsory	12										
Assignment	8										
	25										
	<p><b>Course prerequisites:</b> <b>Qualification:</b> To study this course, a student must have qualified 10+2 with Biology/ NSQF level 3 from Sector Skill Councils / Diploma holder from ITI in (Biology/ Agriculture/ Forestry). <b>Facilities: Smart and Interactive Class</b> <b>Other Requisites: : Video collection, Books, CDs, Flora, Herbarium, Access to On-line resources, Display Charts</b> <b>Lab Requisites: Microscopes (Compound, Stereo) Dissection box, stain, Herbarium, Herbarium press, Dryers, Grinder, Reference Flora</b></p>										
	<p><b>Suggested equivalent online courses:</b></p> <ol style="list-style-type: none"> <li><a href="http://egyankosh.ac.in/bitstream/123456789/13096/1/Unit-5.pdf">http://egyankosh.ac.in/bitstream/123456789/13096/1/Unit-5.pdf</a></li> <li><a href="https://www.for.gov.bc.ca/hfd/pubs/docs/wp/wp18.pdf">https://www.for.gov.bc.ca/hfd/pubs/docs/wp/wp18.pdf</a></li> <li><a href="https://www.researchgate.net/publication/267510854">https://www.researchgate.net/publication/267510854</a> The Flowering Plants Handbook</li> </ol> <p><b>Any Other :</b></p> <p><b>Botanical Excursions:</b> One teacher along with a batch not more than 7 students be taken for botanical excursion to places of Botanical interest, one in each term. If there are female students in a batch of 7 students, one additional lady teacher is permissible for excursion.</p> <p>Each excursion will not be more than SEVEN days during college working days. T.A. and D.A. for teachers and non-teaching staff participating in excursions should be paid as per rules. Tour report duly certified by tour in charge teacher and Head of the Department should be submitted at the time of practical examination. For every study tour take the prior permission of the head of the department and Principal.</p> <p>The marks will be counted under Internal assessment and external assessment both. In external assessment student will have to present his excursion report along with industrial training/central labs visits and BSI or Museum visits. In internal assessment he shall have to label the campus plants with botanical details/develop herbal/floristic garden/conserve plants in botanical garden/contribute specimens via collection .</p>										



	<p>A project supported along with photographs taken during field study to be submitted giving comprehensive idea about different types of inflorescence, flowers and fruits/ At least three field excursions at hills/Oceans/Deserts including one Compulsory excursion to Botanical Garden, FRI/BSI and Central National Herbarium (CNH). Central Research Institutes/Hot Spots</p>	
Programme /Class: <b>Diploma in Plant Identification, Utilization &amp; Ethnomedicine</b>	Year: <b>II</b>	Semester: <b>IV Paper-I</b>
Subject: <b>Botany</b>		
Course Code: B040401T	Course Title: <b>Economic Botany, Ethnomedicine and Phytochemistry</b>	
<p><b>Course outcomes:</b> After the completion of the course the students will be able to:</p> <ol style="list-style-type: none"> <li>1. Understand about the uses of plants –will know one plant-one employment</li> <li>2. Understand phytochemical analysis related to medicinally important plants and economic products produced by the plants</li> <li>3. know about the importance of Medicinal plants and its useful parts, economically important plants in our daily life and also about the traditional medicines and herbs, and its relevance in modern times.</li> </ol>		
Credits: <b>4</b>		<b>Core Compulsory</b>
Max. Marks: <b>25+75</b>		Min. Passing Marks:
Total No. of Lectures-Tutorials-Practical (in hours per week): <b>4-0-0</b>		
Unit	Topic	No. of Lectures (60hrs)
<b>I</b>	<p><b>Origin and domestication of cultivated plants</b> Centers of diversity of plants, origin of crop plants. Domestication and introduction of crop plants. Concepts of sustainable development; cultivation, production and uses of Cereals, legumes, Spices &amp; beverages.</p>	<b>7</b>
<b>II</b>	<p><b>Botany of oils, Fibers, timber yielding plants &amp; dyes</b> Study of the plants with Botanical names, Family, part used, and economic uses yielding Edible &amp; essential oils; Sugar, Starch; Fibers; Paper, Fumitories &amp; Masticatories, Rubber, Dyes, Timber, biofuel crops.</p>	<b>7</b>
<b>III</b>	<p><b>Commercial production of Flowers, Vegetables, and fruits (To be Chosen area wise)</b> Commercial greenhouse cultivation of rose, Gerbera, Gladiolus, Anthurium/lilium/lily, tomato, bell pepper, cucumber, strawberry &amp; Exotic leafy vegetables using Hydroponics.</p>	<b>7</b>
<b>IV</b>	<p><b>IPR &amp; Traditional Knowledge</b> IPR and WTO (TRIPS, WIPO), Patent Act 1970 and its amendments, TIFAC, NRDC, Rights, Procedure of obtaining patents, Working of patents, Infringement, Copyrights, Trademarks, Geographical Indications, Traditional Knowledge Digital Library, Protection of Traditional Knowledge &amp; Protection of Plant Varieties and Biotech inventions.</p>	<b>8</b>
<b>V</b>	<p><b>Ethnobotany</b> Methodologies of ethnobotanical research: Field work, Literature, Herbaria and Musea and other aspects of ethnobotany. Importance of ethnobotany in Indian systems of medicine (Siddha, Ayurveda and Unani), Role of AYUSH, NMPB, CI-MAP and CARI. Tribal knowledge towards disease diagnosis, treatment, medicinal plants, plant conservation and cultivation.</p>	<b>8</b>
<b>VI</b>	<p><b>Medicinal aspects</b> Study of common plants used by tribes (<i>Aegle marmelos</i>, <i>Ficus religiosa</i>, <i>Cynodon dactylon</i>, <i>Eclipta alba</i>, <i>Oxalis</i>, <i>Ocimum sanctum</i> and <i>Trichopus zeylanicus</i>) Ethnobotanical aspect of conservation and management of plant resources, Preservation of primeval forests in the form of sacred groves of individual species and Botanical uses depicted in our epics.</p>	<b>8</b>



26. Roseline, A. 2011. Pharmacognosy. MJP Publishers, Chennai.
27. Jain S. K. 1989. Methods and approaches in Ethnobotany, Society of Ethnobotanists, Lucknow.
28. Sharol Tilgner, N. D. 1999. Herbal medicine - From the heart of the earth. Edn. 1, Printed in the USA by Malloy Lithographing Inc.
29. Pal, D.C. & Jain, S.K., 1998. Tribal Medicine. Naya Prakash Publishers, Calcutta.
30. Datta & Mukerji, 1952. Pharmacognosy of Indian roots of Rhizoms drugs. Bulletin No.1 Ministry of Health, Govt. of India.
31. Young Ken, H.W., 1948. Text Book of Pharmacognosy. Blakiston C., Philadelphia.
32. Shukla, R.S., 2000. Forestry for tribal development. A.H. Wheeler & Co. Ltd., India.
33. Raychudhuri, S.P., 1991. (Ed.) Recent advances in Medicinal aromatic and spice crops. Vol.1, Today & Tomorrow's printers and publishers, New Delhi.
34. Bajpai, P.K. 2006. Biological Instrumentation and methodology. S. Chand & Co. Ltd.
35. K. Wilson and J. Walker Eds. 2005. Biochemistry and Molecular Biology. Cambridge University Press.
36. k. Wilson and KH Goulding. 1986. Principles and techniques of Practical Biochemistry. (3 edn Edward Arnold, London.

**This course can be opted as an elective by the students of following subjects: Open to all but special for B.Sc. Biotech, B.Sc. Forestry, B.Sc. Agriculture, B. Pharma, B.A. (Curators), B.A. Archaeology, B.A. Geology, BAMS**

**Suggested Continuous Evaluation Methods:**

Continuous Internal Evaluation shall be based on allotted Assignment and Class Tests. The marks shall be as follows:

Internal Assessment	Marks
Class Interaction	5
Quiz	5
Seminar	7
Assignment (Charts/ Flora/ Rural Service/ Technology Dissemination)	8
	<b>25</b>

**Course prerequisites:**

**Qualification:** To study this course, a student must have qualified 10+2 with Biology/ NSQF level 3 from Sector Skill Councils / Diploma holder from ITI in (Biology/ Agriculture/ Forestry).

**Facilities: Smart and Interactive Class**

**Other Requisites: : Video collection, Books, CDs, Flora, Herbarium, Access to On-line resources, Display Charts**

**Suggested equivalent online resources:**

[https://www.pnas.org/content/104/suppl\\_1/8641](https://www.pnas.org/content/104/suppl_1/8641)

<https://www.journals.uchicago.edu/doi/pdfplus/10.1086/659998>

<https://bsi.gov.in/page/en/ethnobotany>

<http://www.legalserviceindia.com/article/198-Intellectual-Property-and-Traditional-knowledge.html>

[https://www.brainkart.com/article/Economic-importance-Plants---Food,-Rice,-Oil,-Fibre,-Timber-yielding-plant\\_1095/](https://www.brainkart.com/article/Economic-importance-Plants---Food,-Rice,-Oil,-Fibre,-Timber-yielding-plant_1095/)

<https://www.loc.gov/rr/scitech/tracer-bullets/economic-botanytb.html>

<http://nsdl.niscair.res.in/bitstream/123456789/127/1/Fibre%20crops%2C%20bamboo%2C%20timber%20-%20Final.pdf>

<https://www2.palomar.edu/users/warmstrong/econpls.htm>

<https://www.longdom.org/proceedings/phytochemistry-and-phytoconstituents-of-herbal-drugs-and-formulations-1668.htm>

Programme: <i>Diploma in Plant Identification, Utilization &amp; Ethnomedicine</i>		Year: <b>II</b>	Semester: <b>IV Paper-II</b>
Subject: <b>Botany</b>			
Course Code: B040402P		Course Title: <b>Commercial Botany &amp; Phytochemical Analysis</b>	
<b>Course outcomes:</b> After the completion of the course the students will be able to: <ol style="list-style-type: none"> <li>1. Know about the commercial products produced from plants.</li> <li>2. Gain the knowledge about cultivation practices of some economic crops.</li> <li>3. Understand about the ethnobotanical details of plants.</li> <li>4. Learn about the chemistry of plants &amp; herbal preparations</li> <li>5. Can become a protected cultivator, aromatic oil producer, Pharmacologist or quality analyst in drug company.</li> </ol>			
Credits: <b>2</b>		<b>Core Compulsory</b>	
Max. Marks: <b>25+75</b>		Min. Passing Marks:	
Total No. of Lectures-Tutorials-Practical (in hours per week): <b>0-0-2</b>			
Unit	Topic  (Perform minimum any three experiments from each unit)	No. of Lectures (60hrs)	
<b>I</b>	<b>Economic Botany &amp; Microtechnique:</b> Cereals: Wheat (habit sketch, L.S./T.S. of grain, starch grains, micro-chemical tests); rice (habit sketch, study of paddy and grain, starch grains, micro-chemical tests) Legume: Pea or ground nut (habit, fruit, seed structure, micro-chemical tests) Source of sugars and starches: Sugarcane (habit sketch; cane juice- micro-chemical tests); potato (habit sketch, tuber morphology, T.S. of tuber to show localization of starch grains, W.M. of starch) grains, micro-chemical tests. Tea- tea leaves, tests for tannin Mustard- plant specimen, seeds, tests for fat in crushed seeds Timbers: section of young stem. Jute- specimen, transverse section of stem, tests for lignin on T.S. of stem and study of fiber following maceration technique. Study of specimens of economic importance mentioned in Unit I-& II	<b>8</b>	
<b>II</b>	<b>Commercial Cultivation</b> Field visit to Green houses for understanding Floriculture & vegetables production Development of hydroponics nutrient solutions & running models for cultivation of vegetables Development of hydroponics nutrient solutions & running models for cultivation of fodder	<b>8</b>	
<b>III</b>	<b>Cultivating Medicinal and aromatic plants &amp; Essential oil extraction</b> a. Lemon grass/ Neem/ Zinger /Rose/Mint	<b>7</b>	
<b>IV</b>	<b>Documentation from</b> Traditional Knowledge Digital Library, Mark the Geographic Indications on Map, Understand –Nakshtra Vatika, Navgrah vatika and develop in your college To extract the names of the plants and Botanical uses depicted in our epics. Visit NISCAIR, New Delhi	<b>7</b>	
<b>V</b>	<b>Ethnobotany</b> Study of common plants used by tribes. <i>Aegle marmelos</i> , <i>Ficus religiosa</i> , <i>Cynodon dactylon</i> . Visit a tribal area and collect information on their traditional method of treatment using crude drugs. Familiarize with at least 5 folk medicines and study the cultivation, extraction and its medicinal application. Observe the plants of ethnobotanical importance in your area. Visit to an Ayurveda college or Ayurvedic Research Institute / Hospital	<b>7</b>	

<b>VI</b>	<b>Instrumentation and herbal Preparations</b> Develop Capsules of herbs/ Develop Herbal oils/ Develop Poultice/cream Analyse some active ingredients using chromatography /Spectrophotometry	<b>8</b>
<b>VII</b>	<b>Pharmacognosy</b> Organoleptic studies of plants mentioned in the theory : 1. Morphological studies of vegetative and floral parts. 2. Microscopic preparations of root, stem and leaf. 3. Stomatal number and stomatal index. 4. Vein islet number. 5. Palisade ratio. 6. Fibres and vessels (maceration). 7. Starch test 8. Proteins and lipid test	<b>8</b>
<b>VIII</b>	<b>Phytochemistry:</b> Determination of the percentage of foreign leaf in a drug composed of a mixture of leaves. Dimensions of Calcium oxalate crystals in powdered crude drug. Preliminary phytochemical tests for alkaloids, terpenoids, glycosides, volatile oils, tannins & resins. Any 5 herbal preparations.	<b>7</b>

**Suggested Readings:** *Course Books published in Hindi may be prescribed by the Universities.*

1. Plant Ecology And Economic Botany by Dhankar - Sharma - Trivedi, RBD Publication
2. [Shiva Kant, Pankaj Kumar Brahmiya](#) : Thakur Publication
3. PHARMACOGNOSY ...Hindi Edition (Paperback, Hindi, Dr. Akancha Rashi, KHUSHAL JASWANI), RM Publication
4. [Pharmacognosy ...Hindi Edition](#) (Paperback, Hindi, Dr. Akancha Rashi, KHUSHAL JASWANI), RM Publication

1. Wallis, T. E. 1946. Textbook of Pharmacognosy, J & A Churchill Ltd.
2. Roseline, A. 2011. Pharmacognosy. MJP Publishers, Chennai.
3. Jain S. K. 1989. Methods and approaches in Ethnobotany, Society of Ethnobotanists, Lucknow.
4. Pal, D.C. & Jain, S.K., 1998. Tribal Medicine. Naya Prakash Publishers, Calcutta.
5. Datta & Mukerji, 1952. Pharmacognosy of Indian roots of Rhizome drugs. Bulletin No.1 Ministry of Health, Govt. of India.
6. Young Ken, H.W., 1948. Text Book of Pharmacognosy. Blakiston C., Philadelphia.
7. Shukla, R.S., 2000. Forestry for tribal development. A.H. Wheeler & Co. Ltd., India.
8. Raychudhuri, S.P., 1991. (Ed.) Recent advances in Medicinal aromatic and spice crops. Vol.1, Today & Tomorrow's printers and publishers, New Delhi.
9. Khasim S.M Botanical Microtechniques: Principles and Practice-
10. Sambamurthy, AVSS & Subrahmanyam, NS (2000). Economic Botany of Crop Plants. Asiatech Publishers. New Delhi.
11. Singh, D.K and K.V. Peter. 2014. Protected cultivation of horticultural crops. New India Publishing Agency

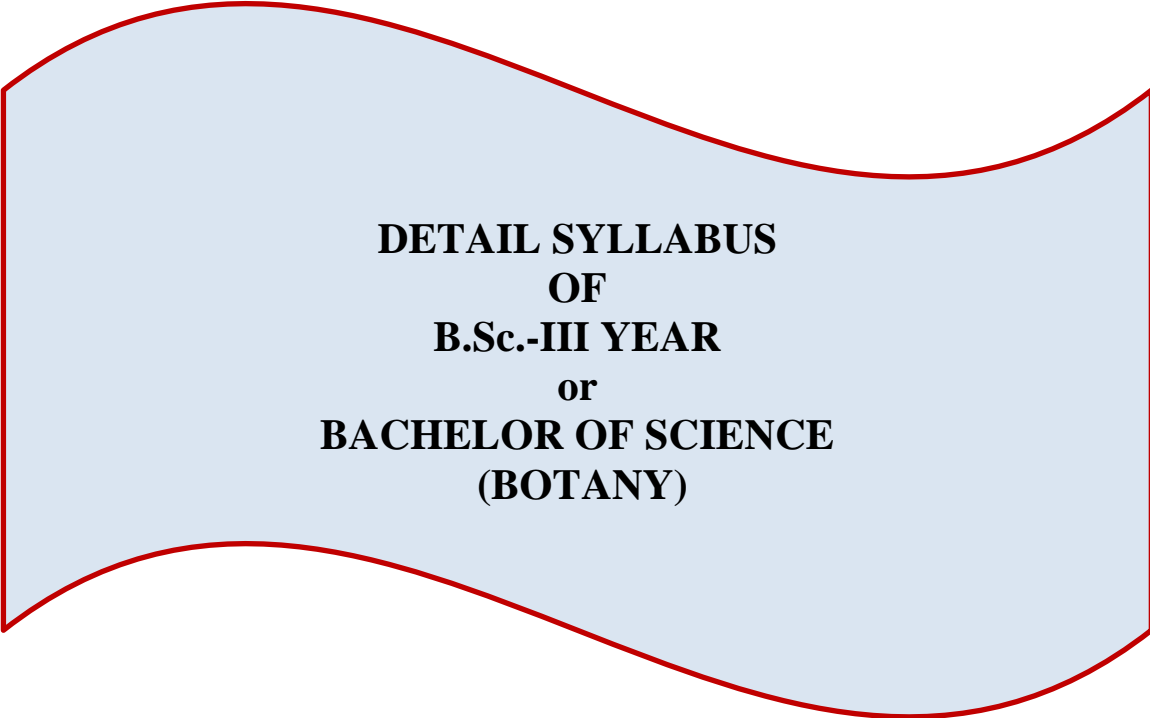
**This course can be opted as an elective by the students of the following subjects: Open to all but special for B.Sc. Biotech, B.Sc. Forestry, B.Sc. Agriculture, B. Pharma, B.A. (Curators), B.A. Arch., BAMS**

**Suggested Continuous Evaluation Methods:**

Continuous Internal Evaluation shall be based on allotted Assignment and Class Tests. The marks shall be as follows:

Internal Assessment	Marks
Class Interaction	5
Quiz	5
Seminar	7
Assignment (Charts/ Flora/ Rural Service/ Technology Dissemination)	8
	25

	<p><b>Course prerequisites:</b>  <b>Qualification:</b> To study this course, a student must have qualified 10+2 with Biology/ NSQF level 3 from Sector Skill Councils / Diploma holder from ITI in (Biology/ Agriculture/ Forestry).  <b>Facilities: Smart and Interactive Class</b>  <b>Other Requisites:</b> Video collection, Books, CDs, Flora, Herbarium, Access to On-line resources, Display Charts  <b>Lab requisites:</b> Repository of economic products, Microscopes/ Botanical /Herbal Garden, TLC, Spectrophotometer.</p>
	<p>Suggested equivalent online courses:  <a href="https://www.entrepreneurindia.co/Document/Download/pdfanddoc-144615-.pdf">https://www.entrepreneurindia.co/Document/Download/pdfanddoc-144615-.pdf</a>  <a href="http://nopr.niscair.res.in/handle/123456789/45825">http://nopr.niscair.res.in/handle/123456789/45825</a>  <a href="https://www.wipo.int/export/sites/www/tk/en/resources/pdf/medical_tk.pdf">https://www.wipo.int/export/sites/www/tk/en/resources/pdf/medical_tk.pdf</a>  <a href="https://www.bentoli.com/commercial-farming-agriculture/">https://www.bentoli.com/commercial-farming-agriculture/</a></p>



**DETAIL SYLLABUS  
OF  
B.Sc.-III YEAR  
or  
BACHELOR OF SCIENCE  
(BOTANY)**

<b>BACHELOR OF SCIENCE (BOTANY)</b>		
Programme/Class: <i>Bachelor of Science</i>	Year: <b>III</b>	Semester: <b>V</b> <b>Paper-I</b>
Subject: BOTANY		
Course Code: B040501T	Course Title: <b>Plant Physiology, Metabolism &amp; Biochemistry</b>	
<b>Course outcomes:</b>		
After the completion of the course the students will be able to:		
1. Understand the role of Physiological and metabolic processes for plant growth and development. 2. Learn the symptoms of Mineral Deficiency in crops and their management. 3. Assimilate Knowledge about Biochemical constitution of plant diversity. 4. Know the role of plants in development of natural products, nutraceuticals, dietary supplements, antioxidants		
Credits: <b>4</b>	<b>Core Compulsory</b>	
Max. Marks: <b>25+75</b>	Min. Passing Marks:	
Total No. of Lectures-Tutorials-Practical (in hours per week) <b>4-0-0</b>		
Unit	Topic	No. of Lectures(60hrs)
<b>I</b>	<b>Plant water relation, Mineral Nutrition, Transpiration and translocation in phloem</b> Importance of water, water potential and its components; Transpiration and its significance; Factors affecting transpiration; Root pressure and guttation. Criteria of essentiality of elements; Role of essential elements; Symptoms of mineral deficiency in major crops, Transport of ions across cell membrane, active and passive transport, Composition of phloem sap, girdling experiment; Pressure flow model.	<b>7</b>
<b>II</b>	<b>Carbon Oxidation</b> Krebs cycle, Glycolysis, fate of pyruvate- aerobic and anaerobic respiration and fermentation, regulation of glycolysis, oxidative pentose phosphate pathway, oxidative decarboxylation of pyruvate, regulation of Krebs cycle, mitochondrial electron transport, oxidative phosphorylation, ATP-Synthetase, Chemiosmotic mechanism, P/O ratio, cyanide-resistant respiration, factors affecting respiration.	<b>7</b>
<b>III</b>	<b>Nitrogen Metabolism</b> Nitrate assimilation, biological nitrogen fixation (examples of legumes and non-legumes), Physiology and biochemistry of nitrogen fixation, Ammonia assimilation (GS-GOGAT), reductive amination and transamination, amino acid synthesis.	<b>8</b>
<b>IV</b>	<b>Lipid Metabolism &amp; Photosynthesis</b> Lipid Metabolism: Synthesis and breakdown of triglycerides, -oxidation, glyoxylate cycle, gluconeogenesis and its role in mobilization of lipids during seed germination, -oxidation. ; Photosynthesis: Pigments, Action spectra and Enhancement effect, Electron transport system and Photophosphorylation, C3 & C4 photosynthesis, CAM- Reaction and Significance	<b>7</b>
<b>V</b>	<b>Plant Development, Movements, Dormancy &amp; Responses</b> Developmental roles of Phytohormones (auxins, gibberellins, cytokinins, ABA, ethylene.) autonomic & paratonic movements, Control and Coordination in plants, Photoperiodism (SDP, LDP, Day neutral plants); Phytochrome (discovery and structure), red and far red-light responses on photomorphogenesis, Seed physiology & Dormancy, Vernalization & Senescence	<b>8</b>





**This course can be opted as an elective by the students of following subjects:** Open to all but special for following: B.Sc. Math, B.Sc. Statistics, B.Sc. Nutrition, B.Sc. Biophysics, B.Sc. Biotech,

**Suggested Continuous Evaluation Methods:** Continuous Internal Evaluation shall be based on allotted Assignment and Class Tests

Internal Assessment	Marks
Class Interaction	5
Quiz	5
Seminar	7
Assignment (Charts/ Flora/ Rural Service/ Technology Dissemination)	8
	<b>25</b>

**Course prerequisites:**

**Qualification:** To study this course, a student must have qualified 10+2 with Biology/ NSQF level 3 from Sector Skill Councils / Diploma holder from ITI in (Biology/ Agriculture/ Forestry/ Biotech/ /Gardening)

**Facilities: Smart and Interactive Class**

**Other Requisites: Video collection, Books, CDs, Access to On-line resources, Display Charts**

**Suggested equivalent online courses:**

<https://www.classcentral.com/course/swayam-plant-physiology-and-metabolism-17732>

<https://www.wiziq.com/course/3249-plant-physiology-in-10-live-online-classes>

<https://www.easybiologyclass.com/plant-physiology-free-lecture-notes-online-tutorials-lecture-notes-ppts-mcqs/>

[https://onlinecourses.swayam2.ac.in/cec19\\_bt09/preview](https://onlinecourses.swayam2.ac.in/cec19_bt09/preview)

Programme/Class: <b>Bachelor of Science</b>	Year: <b>III</b>	Semester: <b>V</b> <b>Paper-II</b>
Subject: <b>BOTANY</b>		
Course Code: <b>B040502T</b>	Course Title: <b>Molecular Biology &amp; Bioinformatics</b>	
<b>Course outcomes:</b>		
After the completion of the course the students will be able to:		
1. Understand nucleic acids, organization of DNA in prokaryotes and Eukaryotes, DNA replication mechanism, genetic code and transcription process.		
2. Know about Processing and modification of RNA and translation process, function and regulation of expression.		
3. Gain working knowledge of the practical and theoretical concepts of bioinformatics		
Credits: <b>4</b>	<b>CC / Elective</b>	
Max. Marks: <b>25+75</b>	Min. Passing Marks:	
Total No. of Lectures-Tutorials-Practical (in hours per week) <b>4-0-0</b>		
<b>Unit</b>	<b>Topic</b>	<b>No. of Lectures(60hrs)</b>
<b>I</b>	<b>Genetic material</b> Miescher to Watson and Crick- historic perspective, Griffith's and Avery's transformation experiments, Hershey-Chase, bacteriophage experiment, DNA structure, types of DNA, types of genetic material. DNA replication (Prokaryotes and eukaryotes): semi-conservative. DNA replication (Prokaryotes and eukaryotes): bidirectional replication, semi-conservative, semi discontinuous RNA priming, $\theta$ (theta) mode of replication, replication of linear, dsDNA, replicating the 5' end of linear chromosome including replication enzymes.	<b>7</b>



1. Primrose, SB. 1995. Principles of Genome Analysis. Blackwell Science Ltd. Oxford, UK..
2. E.J. Gardner and D.P. Snustad. PRINCIPAL OF GENETICS (1984), John Wiley & Sons, New York.
3. Watson, J. D., Baker T.A., Bell, S. P., Gann, A., Levine, M., and Losick, R., 2008 Molecular Biology of the Gene 6th edition. Cold Spring Harbour Lab. Press, Pearson Pub.
4. Freifelder - Molecular Biology.
5. P.K. Gupta. BIOTECHNOLOGY AND GENOMICS. Rastogi Publications, 7th Reprint (1st Edition): 2016-2017.
6. Ghosh, Z., Mallick, B. (2008). Bioinformatics – Principles and Applications, 1st edition. New Delhi, Delhi: Oxford University Press.
7. Baxevanis, A.D. and Ouellette, B.F., John (2005). Bioinformatics: A Practical Guide to the Analysis of Genes and Proteins, 3rd edition. New Jersey, U.S.: Wiley & Sons, Inc.
8. Roy, D. (2009). Bioinformatics, 1st edition. New Delhi, Delhi: Narosa Publishing House.
9. Andreas, D., Baxevanis, B.F., Francis, Ouellette. (2004). Bioinformatics: A practical guide to the analysis of genes and proteins, 3rd edition. New Jersey, U.S.: John Wiley and Sons.
10. Pevsner J. (2009). Bioinformatics and Functional Genomics, 2nd edition. New Jersey, U.S.: Wiley Blackwell.
11. Xiong J. (2006). Essential Bioinformatics, 1st edition. Cambridge, U.K.: Cambridge University Press
12. A Textbook Of Basic And Molecular Genetics (pb) ISBN : 9788188826193 Edition : 01 Year : 2018 Author : Dr. Parihar

**This course can be opted as an elective by the students of following subjects:**

Open to all but special for following: B.Sc. Math, B.Sc. Statistics, B.Sc. Nutrition, B.Sc. Biophysics, B.Sc. Biotech, B.Sc. Forestry, B.Sc. Agriculture.

**Suggested Continuous Evaluation Methods:** Continuous Internal Evaluation shall be based on allotted Assignment and Class Tests. The marks shall be as follows:

Internal Assessment	Marks
Class Interaction	5
Quiz	5
Seminar	7
Assignment (Charts/ Flora/ Rural Service/ Technology Dissemination)	8
	25

**Course prerequisites:**

**Qualification:** To study this course, a student must have qualified 10+2 with Biology/ NSQF level 3 from Sector Skill Councils / Diploma holder from ITI in (Biology/ Agriculture/ Forestry/ Biotech)

**Facilities: Smart and Interactive Class**

**Other Requisites: Video collection, Books, CDs, Access to On-line resources, Display Charts**

**Suggested equivalent online courses:**

<https://www.edx.org/learn/molecular-biology>

<https://www.vlab.co.in/broad-area-biotechnology-and-biomedical-engineering>

<https://www.classcentral.com/course/swayam-genetic-engineering-theory-and-application-14090>

<https://www.coursera.org/courses?query=genetics>

<https://www.coursera.org/courses?query=molecular%20biology>

<https://www.edx.org/learn/genetic-engineering>

<https://www.mooc-list.com/tags/genetic-engineering>

<https://www.classcentral.com/course/edx-molecular-biology-part-1-dna-replication-and-repair-2907>

<https://nptel.ac.in/courses/102/103/102103013/>

Programme/Class: <i>Bachelor of Science</i>		Year: <b>III</b>	Semester: <b>V</b> <b>Paper-III</b>
Subject: <b>Botany</b>			
Course Code: B040503P		Course Title: <i>Experiments in physiology, Biochemistry &amp; molecular biology</i>	
<b>Course outcomes:</b>			
After the completion of the course the students will be able to:			
<ol style="list-style-type: none"> <li>1. Know and authentic the physiological processes undergoing in plants along with their metabolism</li> <li>2. Identify Mineral deficiencies based on visual symptoms</li> <li>3. Understand and develop skill for conducting molecular experiments for genetic engineering</li> </ol>			
Credits: 2		<b>Core Compulsory</b>	
Max. Marks: <b>25+75</b>		Min. Passing Marks:	
Total No. of Lectures-Tutorials-Practical (in hours per week) <b>0-0-2</b>			
Unit	Topic*		No. of Lectures(60 hrs)
<i>*(Perform any three from each unit based on facility)</i>			
<b>I</b>	<b>Plant water relation, Mineral Nutrition and translocation in phloem</b> 1. Determination of osmotic potential of plant cell sap by plasmolytic method using leaves of Rhoec / Tradescantia. 2. Osmosis – by potato osmoscope experiment 3. Effect of temperature on absorption of water by storage tissue and determination of Q10. 4. Experiment to demonstrate the transpiration phenomenon with the bell jar method 5. Experiment for demonstration of Transpiration by Four-Leaf Experiment: 6. Structure of stomata (dicot & monocot) 7. Determination of rate of transpiration using cobalt chloride method. 8. Experiment to measure the rate of transpiration by using Farmer’s Potometer 9. Experiment to measure the rate of transpiration by using Ganong’s potometer 10. Effect of Temperature on membrane permeability by colorimetric method. 11. Study of mineral deficiency symptoms using plant material/photographs.		<b>8</b>
<b>II</b>	<b>Nitrogen Metabolism, Photo Synthesis &amp; Respiration</b> 1. A basic idea of chromatography: Principle, paper chromatography and column chromatography; demonstration of column chromatography. 2. Separation of plastidial pigments by solvent and paper chromatography. 3. Estimation of total chlorophyll content from different chronologically aged leaves (young, mature and senescence) by Arnon method. 4. Effect of HCO <sub>3</sub> concentration on oxygen evolution during photosynthesis in an aquatic plant and to find out the optimum and toxic concentration (either by volume measurement or bubble counting). 5. Measurement of oxygen uptake by respiring tissue (per g/hr.) 6. Determination of the RQ of germinating seeds. 7. Effect of light intensity on oxygen evolution in photosynthesis using Wilmott’ bubble		<b>8</b>
<b>III</b>	<b>Plant Development, Movements, Dormancy &amp; Responses</b> 1. Geotropism and phototropism — Klinostät 2. Hydrotropism a. Measurement of growth — Arc and Liver Auxonometer 3. To study the phenomenon of seed germination (effect of light). 4. To study the induction of amylase activity in germinating grains.		<b>8</b>

	<ol style="list-style-type: none"> <li>5. Test of seed viability by TTC method.</li> <li>6. To study the effect of different concentrations of IAA on <i>Avena</i> coleoptile elongation (IAA bioassay)</li> </ol>	
<b>IV</b>	<p><b>Techniques for biochemical analysis</b></p> <ol style="list-style-type: none"> <li>1. Weighing and Preparation of solutions -percentage, molar &amp; normal solutions, dilution from stock solution etc.</li> <li>2. Separation of amino acids by paper chromatography.</li> <li>3. Detection of organic acids: citric, tartaric, oxalic and malic from laboratory samples.,</li> <li>4. Qualitative Analysis of carbohydrates,</li> <li>5. Estimation of reducing sugar by anthrone method,</li> <li>6. Qualitative Analysis of Lipids</li> <li>7. Qualitative analysis of Amino acids and Proteins</li> <li>8. Quantitative Analysis of Nucleic Acids,</li> <li>9. Analysis of dietary supplements, nutraceuticals &amp; antioxidants</li> <li>10. Testing of adulterants in food items.</li> </ol>	<b>8</b>
<b>V</b>	<p><b>Genetic material</b></p> <ol style="list-style-type: none"> <li>1. Instruments and equipments used in molecular biology.</li> <li>2. Preparation of LB medium and cultivating E.coli on it.</li> <li>3. Isolation of Genomic DNA</li> <li>4. Isolation of DNA from plants</li> <li>5. Examination of the purity of DNA by agarose gel electrophoresis.</li> <li>6. Quantification of DNA by UV-spectrophotometer</li> <li>7. Estimation of DNA by diphenylamine method.</li> </ol>	<b>7</b>
<b>VI</b>	<p><b>Preparation of models/ charts:</b></p> <ol style="list-style-type: none"> <li>1. Study of experiments establishing nucleic acid as genetic material (Avery et al, Griffith's, Hershey &amp; Chase's and Fraenkel &amp; Conrat's experiments)through photographs</li> <li>2. Numericals based on DNA re-association kinetics (melting profiles and Cot curves)</li> <li>3. Study of DNA replication through photographs: Modes of replication - Rolling circle, Theta and semi-discontinuous ; Semiconservative model of replication (Messelson and Stahl's experiment); Telomerase assisted end-replication of linear DNA</li> <li>4. Study of structures of : tRNA (2D and 3D); prokaryotic RNA polymerase and eukaryotic RNA polymerase II through photographs</li> <li>5. Study of the following through photographs: Assembly of Spliceosome machinery; Splicing mechanism in group I &amp; group II introns; Ribozymes and Alternative splicing</li> <li>6. Understanding the regulation of lactose (lac) operon (positive &amp; negative regulation) and tryptophan (trp) operon (Repression and De-repression &amp; Attenuation) through photographs.</li> <li>7. Understanding the mechanism of RNAi by photographs</li> </ol>	<b>7</b>
<b>VII</b>	<p><b>Genetic Engineering</b></p> <ol style="list-style-type: none"> <li>1. Isolation of protoplasts.</li> <li>2. Construction of restriction map of circular and linear DNA from the data provided.</li> <li>3. Isolation of plasmid DNA.</li> <li>4. Restriction digestion and gel electrophoresis of plasmid DNA (demonstration/ photograph).</li> <li>5. Calculate the percentage similarity between different cultivars of a species using RAPD profile. Construct a dendrogram and interpret results.</li> </ol>	<b>7</b>



**HiMedia Biotechnology &Molecular biology Kits/Chemicals, Micropipettes, Elisa reader/Microtitre Reader**

**Suggested equivalent online courses:**

<https://www.edx.org/learn/molecular-biology>

<https://krishikosh.egranth.ac.in/handle/1/5810039999>

<https://www.classcentral.com/course/swayam-genetic-engineering-theory-and-application-14090>

<https://www.coursera.org/courses?query=genetics>

<https://www.coursera.org/courses?query=molecular%20biology>

<https://www.edx.org/learn/genetic-engineering>

<https://www.mooc-list.com/tags/genetic-engineering>

<https://www.classcentral.com/course/edx-molecular-biology-part-1-dna-replication-and-repair-2907>



Programme/Class: <b>Bachelor of Science</b>	Year: <b>III</b>	<b>Semester: V Paper-IV</b>
Subject: <b>BOTANY</b>		
Course Code: - <b>B040504R</b>	Course Title: <b>Project in Botany for Pre-graduation</b>	
<b>Course outcomes:</b>		
<ul style="list-style-type: none"> <li>● Project work will supplement field experimental learning and deviations from classroom and laboratory transactions.</li> <li>● project work will enhance the capability to apply gained knowledge and understanding for selecting, solving and decision-making processes.</li> <li>● It will promote creativity and the spirit of enquiry in learners.</li> <li>● They will learn to consult Scientists, libraries, laboratories and herbariums and learn importance of discussions, Botanical &amp; field trips, print and electronic media, internet etc. along with data documentation, compilation, analysis &amp; representation in form of dissertation writing.</li> <li>● It will enhance their abilities, enthusiasm, and interest.</li> </ul>		
Credits: <b>03</b>	Core: <b>Compulsory</b>	
Max. Marks: <b>25+75</b>	Min. Passing Marks: <b>.....</b>	
Total No. of Lectures-Tutorials-Practical (in hours per week): <b>0-0-3.</b>		
<b>Suggestive List Of PROJECTS</b>		
<ol style="list-style-type: none"> <li>1. Rural Areas: Flora of a city/ village, Biodiversity of Village, Soil &amp; seed testing service provision to farmers,</li> <li>2. Industrial waste management</li> <li>3. water pollution status of rural water &amp; promotion of WASH in villages</li> <li>4. Plant Disease identification in farms, nurseries and orchards.</li> <li>5. Digital portal for plants: Campus, city or particular area</li> <li>6. Rare and endangered plants &amp; their conservation &amp; domestication</li> <li>7. Air pollution tolerance index (APTI) : Screening of sensitive/tolerant plant species at various locations in particular area</li> <li>8. Science Communication by Creating science documentaries of innovators , Internet Science ( Social media, Websites, Blogs, Youtube, Podcast etc.)</li> <li>9. Science Outreach Talks and Public Sensitization for plant biodiversity conservation sensitization of public.</li> <li>10. Phytochemistry of medicinal plants &amp; their antimicrobial, nutraceutical and antioxidant properties</li> <li>11. Study of pollen grains in different flowers</li> <li>12. Study of stomata in different plants</li> <li>13. Study of various types of secretory and special tissues in plants.</li> </ol>		
Refer: libraries, journals, Memoirs, encyclopaedias, herbaria, Museums, etc.		
This course can be opted as an elective by the students of following subjects:		<b>Open to all</b>
<b>Suggested Continuous Evaluation Methods:</b>		
Continuous Internal Evaluation shall be based on allotted Assignment and Class Tests. The marks shall be as follows:		
<b>Internal Assessment</b>		<b>Marks</b>
Class Interaction		<b>5</b>
Seminar		<b>10</b>
Thesis/dissertation		<b>10</b>
		<b>25</b>
<b>Course prerequisites:</b>		

**Qualification:** To study this course, a student must have qualified 10+2 with Biology/ NSQF level 3 from Sector Skill Councils / Diploma holder from ITI in (Biology/ Agriculture/ Biotech/ Forestry/ Microbiology/Gardening /biomedical Science.

**Facilities:** Smart and Interactive Class

**Other Requisites:** All listed under all papers of the course.

**Suggested equivalent online courses:**

<https://ndl.iitkgp.ac.in/>

[https://asiafoundation.org/what-we-do/books-for-asia?gclid=CjwKCAiA7939BRBMEiwA-hX5J-QhBITSyPnvj3r8yeio-L9f5uTy1a6oEoALCLa9Ebu0pyz858yQZxoC5wkQAvD\\_BwE](https://asiafoundation.org/what-we-do/books-for-asia?gclid=CjwKCAiA7939BRBMEiwA-hX5J-QhBITSyPnvj3r8yeio-L9f5uTy1a6oEoALCLa9Ebu0pyz858yQZxoC5wkQAvD_BwE)

<http://www.dli.ernet.in/>

<http://www.ulib.org/>

<http://www.tkdil.res.in/>

<http://www.vigyanprasar.gov.in/digilib>

Directory of Open Access Repositories (DOAR)<http://www.opendoar.org>

Registry of Open Access Repositories (ROAR)<http://roar.eprints.org/>

[http://www.iscnagpur.ac.in/knowledge\\_learning\\_files/5.7\\_General\\_Open\\_Access\\_e-Resources.pdf](http://www.iscnagpur.ac.in/knowledge_learning_files/5.7_General_Open_Access_e-Resources.pdf)

Programme/Class: <b>Bachelor of Science</b>		Year: <b>III</b>	Semester: <b>VI</b> <b>Paper-I</b>
Subject: <b>Botany</b>			
Course Code: <b>B040601T</b>		Course Title: <b>Cytogenetics, Plant Breeding &amp; Nanotechnology</b>	
<b>Course outcomes:</b> After the completion of the course the students will be able:			
1. Acquire knowledge on cell ultrastructure.			
2. Understand the structure and chemical composition of chromatin and concept of cell division.			
3. Interpret the Mendel's principles, acquire knowledge on cytoplasmic inheritance and sex-linked inheritance.			
4. Understand the concept of 'one gene one enzyme hypothesis' along with the molecular mechanism of mutation.			
Credits: <b>4</b>		<b>Core Compulsory</b>	
Max. Marks: <b>25+75</b>		Min. Passing Marks:	
Total No. of Lectures-Tutorials-Practical (in hours per week): <b>4-0-0</b>			
Unit	Topic		No. of Lectures (60hrs)
<b>I</b>	<b>Cell biology</b> Structure and function of cell wall, plasma membrane, ribosomes, Endoplasmic reticulum, golgi apparatus, mitochondria, chloroplast, lysosomes, peroxisomes and cell inclusions - Organization of nucleus: nuclear envelope, nucleoplasm and nucleolus. Chromosomal nomenclature- chromatids, centromere, telomere, satellite, secondary constriction. Organization of chromosomes- Nucleic acid and histones- types and classification. Lampbrush chromosomes and polytene chromosomes- Karyotype and idiogram. Cell cycle: G0, G1, S and G2 phases – mitosis: open and closed mitosis – amitosis - meiosis. Variation in Chromosome number (Numerical aberrations)- aneuploidy and Euploidy-haploidy, polyploidy- significance (Structural aberrations) - deletion, duplication, inversion and translocation.		<b>8</b>
<b>II</b>	<b>Genetics</b> Chromosome theory of inheritance, crossing over and linkage; Incomplete dominance and codominance; Interaction of Genes; Multiple alleles, Lethal alleles, Epistasis, Pleiotropy, Polygenic inheritance; Extra-nuclear Inheritance, Linkage, crossing over, Concept of sex determination and Sex chromosomes; Patterns of Sex determination in plants		<b>7</b>
<b>III</b>	<b>Plant breeding</b> Plant introduction. Agencies of plant introduction in India, Procedure of introduction - Acclimatization – Achievements, Selection - mass selection, pure line selection and clonal selection. Genetic basis of selection methods, Hybridization: Procedure of hybridization, inter generic, inter specific, inter varietal hybridization with examples. Composite and synthetic varieties, Male sterility, Heterosis and its exploitation in plant breeding, Mutation, Molecular Breeding (use of DNA markers in plant breeding), achievements in India, Breeding for pest, pathogenic diseases and stress resistance.		<b>8</b>
<b>IV</b>	<b>Biostatistics:</b> Definition, statistical methods, basic principles, variables- measurements, functions, limitations and uses of statistics. Biometry: Data, Sample, Population, random sampling, Frequency distribution- definition only, Central tendency– Arithmetic Mean, Mode and Median; Measurement of dispersion–Coefficient of variation, Standard Deviation, Standard error of Mean; Test of significance: chi- square test for goodness of fit. Computer application in biostatistics - MS Excel and SPSS		<b>7</b>
<b>V</b>	<b>Plant tissue culture</b>		<b>8</b>

	Principles, components and techniques of <i>in vitro</i> plant cultures, Callus cultures, Cell culture, cell suspension cultures, Embryogenesis and organogenesis, Protoplast isolation and culturing of protoplast- principle and application, regeneration of protoplasts, protoplast fusion and somatic hybridization- selection of hybrid cells, Somaclonal variation, Plant secondary metabolites production.	
<b>VI</b>	<b>Nanotechnology</b> Fundamentals of nanoscale self-assembly process involved in important functional biomolecules such as Nucleic acid (DNA and RNA), Proteins, Enzymes. Cell structure and organelles, nanoscale assembly of cellular components (cell membrane and liposomes). Nanoscale assembly of microorganisms (virus). Nano-particles synthesis, Biological synthesis of Nanoparticles, Advantages and applications of biologically synthesized nanomaterials. Introduction to biological nanomaterials. Biomineralization, Magnetosomes, nano-pesticides, nano-fertilizers, nano-sensors.	<b>7</b>
<b>VII</b>	<b>Artificial Intelligence in Plant Sciences</b> Big Data Analytics, Blockchain Technology, 3-D Printing, Machine learning, Algorithms of Machine Learning, Expert systems and Fuzzy logic , Artificial Neural Networks and Genetic algorithms, Predictive Analytics, Agents and Robotics, IoT Sensors, Object Image capture & analysis ; Applications of Artificial Neural Networks in Plant Science.	<b>8</b>
<b>VIII</b>	<b>Introduction to use of Digital technologies – AI, IoT &amp; ICT in Botany</b> Educational software- INFLIBNET, NICNET, BRNET, internet as a knowledge repository- google scholar, science direct. resource management, weather forecasting. IoT Database management, IoT platforms, IoT Graphical user interface • IoT application development for Android Mobile phones, ICT Applications for different crops and horticulture	<b>7</b>

**Suggested Readings:**

*Course Books published in Hindi may be prescribed by the Universities.*

1. **Cell Biology And Genetics (Hindi) 2/e PB....Gupta P K (Hindi) rastogi Publications**
2. **PLANT BIOTECHNOLOGY (HINDI) October 2019 Publisher: Kindle Direct Publishing ISBN: ISBN: 9781698665283 Authors:H. R. Dagla Jai Narain Vyas University**
3. **Biotechnology: Fundamentals And Application (hindi) (hb) ISBN : 9788177544732 Edition : 03 Year : 2018 Author : Dr. Purohit SS , Mathur S**
4. **Biotechnology (Hindi) (Hindi, Paperback, B.D.Singh) Hindi Publisher: Kalyani Publishers ISBN: 9789327246070, 9327246071**
5. **Cytogenetics, Plant Breeding, Evolution and Biostatistics ISBN #: 978-81-301-0066-1 Sunil D Purohit & Gotam K Kukda, Apex Publishing House**
6. **Genetics and Biotechnology Sunil D Purohit, K. Ahmed & Gotam K Kukda Apex Publishing House**
7. **Padap Prajnanan (Hindi) Hardcover – 1 January 2016 by Chandra Prakash Shukl (Author) Pointer Publishers, Jaipur**
8. **PLANT BREEDING : PRINCIPLE AND METHODS B D SINGH - IN HINDI**
9. **Commission for Scientific and Technical Terminology (CSTT)**
10. **Commission for Scientific and Technical Terminology (CSTT)**

1. G.M. Cooper. (2015). The cell: A Molecular Approach. 7th Edition. Sinauer Associates.
2. Alberts, B., Johnson, A.D., Lewis, J., Morgan, D., Raff, M., Roberts, K., Walter, P. (2014). Molecular Biology of Cell. 6th Edition. WW. Norton & Co.
3. Campbell, M.K. (2012) Biochemistry, 7th ed., Published by Cengage Learning.
4. Campbell, P.N. and Smith, A.D. (2011). Biochemistry Illustrated, 4th ed., Published by Churchill Livingstone
5. Tymoczko, J.L., Berg, J.M. and Stryer, L. (2012). Biochemistry: A short course, 2nd ed., W.H.Freeman.
6. Berg, J.M., Tymoczko, J.L. and Stryer, L. (2011) Biochemistry, W.H.Freeman and Company

7. Nelson, D.L. and Cox, M.M. (2008). *Lehninger Principles of Biochemistry*, 5<sup>th</sup> Ed., W.H. Freeman and Company.
8. Karp, G. (2010). *Cell Biology*, John Wiley & Sons, U.S.A. 6th edition.
9. Hardin, J., Becker, G., Skliensmith, L.J. (2012). *Becker's World of the Cell*. 8<sup>th</sup> edition. Pearson Education Inc. U.S.A.)
10. Gardner, E.J., Simmons, M.J., Snustad, D.P. (1991). *Principles of Genetics*, John Wiley & sons, India. 8th e
11. Snustad, D.P. and Simmons, M.J. (2010). *Principles of Genetics*, John Wiley & Sons Inc., India. 5th edition.
12. Klug, W.S., Cummings, M.R., Spencer, C.A. (2009). *Concepts of Genetics*. Benjamin Cummings, U.S.A..
13. Griffiths, A.J.F., Wessler, S.R., Carroll, S.B., Doebley, J. (2010). *Introduction to Genetic Analysis*. W. H. Freeman and Co., U.S.A. 10th edition.
14. M K Raxdan *An Introduction to Plant Tissue Culture –*; Oxford & IBH Publishing Co.Pvt. Ltd., New Delhi
15. Aggarwal SK (2009) *Foundation Course in Biology*, 2nd Edition, Ane Books Pvt. Ltd
16. Allard RW (1960) *Principles of Plant Breeding*. John Willey and Sons. Inc. New York
17. BD Singh (2003) *Plant Breeding*. Kalyani Publishers
18. Cohn, N.S. (1964) *Elements of Cytology*. Brace and World Inc, New Delhi
19. Darnel, J. Lodish, Hand Baltimore, D. (1991) *Cell and molecular biology*. Lea and Fibiger, Washington.
20. De Robertis, E.D.P and Robertis, E.M.P (1991) *Cell and molecular biology* Scientific American books.
21. Dobzhansky, B (1961) *Genetic and origin of species*, Columbia university Press New York
22. Durbin (2007) *Biological Sequence Analysis*. Cambridge University Press India Pvt. Ltd
23. Gerald Karp (1985) *Cell biology*, Mc Graw Hill company..
24. Lewin, B, (1994) *Genes*, Oxford University Press, New York.
25. Lewis, W.H (1980) *Polyploidy*. Plenum Press, New York.
26. Nicholl T (2007) *An Introduction to Genetic Engineering*, Cambridge University Press India Pvt. Ltd
27. Roy S.C. and Kalayan kumar De (1997) *Cell biology*. New central Boos Calcutta
28. Sandhya Mitra, (1998) *Elements of molecular biology*. Macmillan, India Ltd.
29. Sharma JR (1994) *Principles and Practices of Plant Breeding*. Tata McGraw-Hill Pub. Co. New Delhi
30. Sharma, A.K and Sharma A (1980) *Chromosome technique Theory and practice*, Aditya Books, New York
31. Swanson, C.P (1957) *Cytology and Genetics*. Englewood cliffs, New York.
32. Taylor (2008) *Biological Sciences*. Cambridge University Press India Pvt. Ltd
33. Twymann, R.M. (1998) *Advanced molecular biology* Viva books New Delhi.
34. Veer Bala Rastogi (2008), *Fundamentals of Molecular Biology* Ane Books Pvt. Ltd
35. A. J. Nair . *Basics of Biotechnology- Laxmi Publications, New Delhi*.
36. S S Purohit and S K Mathur; *Biotechnology-Fundamentals and Application- Agrobotanica, India*.
37. A. J. Nair *Introduction to Genetic Engineering & Biotechnology*. Jones & Bartlett Publishers, Boston, USA.
38. H S Chawla *Introduction to Plant Biotechnology-;* Oxford & IBH publishing Co.Pvt.Ltd., New Delhi.
39. H D Kumar *Modern concept of Biotechnology*, Vikas Publishing House, Pvt. Ltd., New Delhi.
40. P C Trivedi , *Plant biotechnology, Recent Advances* Panima Publishing Corporation, New Delhi.
41. Du, C., and S. A. Jackson. 2019. Machine learning and complex biological data. *Genome Biology* 20: 76. <https://doi.org/10.1186/s13059-019-1689-0>
42. Alexis and Mathew Leon., *Fundamentals of Information Technology* Leon Vikas
43. Plant R. E., Stone N. D. (1991). *Knowledge-based systems in agriculture*. McGraw-Hill, Inc. 1221 Avenue of the Americas, New York, NY 10020.
44. Han S., Steward B.L., Tang L. (2016). Intelligent agricultural machinery and field robots. In Zhang Q. *Precision agriculture technology for crop farming* (pp.133-176). CRC Press, Taylor&Francis Group, New York.
45. Lucci S., Kopec D. (2013). *Artificial intelligence in the 21st century*. 22841 Quicksilver Drive Dulles, VA 20166.
46. V. Rajaraman *Introduction to Information Technology*, Prentice Hill.
47. Ramesh Bangia *Learning Computer Fundamentals*, Khanna Book Publishers
48. Bass, Joel, E and et. al., Allyn & Bacon, 2009 .*Methods for Teaching Science as Inquiry, The truth of science*, Newton R.G.,
49. R. Rangaswami (2009) *A Text book of Agriculture Statistics* .New Age International (P) Limited, Hyderabad.
50. Nageshwar Rao G. (2007) *Statistics for Agriculture Sciences* BS Publications. New Delhi
51. Nigam A.K. and Gupta, V.K. (1979) *Hand book on Analysis of Agricultural Experiments*. IASRI Publication, New Delhi.

52. Panse V.G. Sukhatme P.V. (1985) Statistical methods for Agricultural workers . Indian Council of Agricultural Research, New Delhi
53. Snedecor GW. & Cochran WG. (1989) Statistical Methods . Iowa State University Press.
54. Design and Analysis of Experiments by Das M.N. and Giri N.C.(1986). Wiley Eastern Ltd., New Delhi.
55. Gomez, A.A. and Gomez, A.A.(1984) Statistical Procedures for Agricultural Research .John Wiley and Sons. New York.
56. Gupta, S.C. (2016) Fundamentals of Statistics .Himalaya Publishing House Mumbai - 400004, Maharashtra, India.
57. V.K. Kapoor (2007) Fundamentals of Applied statistics by Sultan Chand and Sons, New Delhi- 110 002
58. Yubing Xie. 2012. Nanotechnology. CRC Press.The Nanobiotechnology Handbook. CRC Press.
59. Sulabha K. Kulkarni. 2014 Nanotechnology : Principles and Practices. CP publishing, New Delhi.
60. B S Murty, P Shankar, Baldev Raj, B B Rath, James Murday. 2012. Textbook of Nanoscience and Nanotechnology. Springer
61. K. K. Chattopadhyay and A. N. Banarjee. 2009. Introduction to Nanoscience and Nanotechnology. PHI Publication.
62. Sharma A.K. 2005. Text Book Of Biostatistics I, Discovery Publishing House.
63. Annadurai, B. 2007. Text Book of Biostatistics. New Age International.
64. Gurumani, N. 2010. An Introduction to Biostatistics (2nd Edn). MJP Publishers.
65. David S. Goodshell. 2004. Bionanotechnology-Lessons from nature. John Wiley Publications.
66. R. Stephen Crespi, Tibtech, Patenting in Biotechnology - Part I, Vol. 9, 117-122, 1991.
67. Pattnaik, P.K., Kumar, R., Pal, S., Panda, S.N. (Eds.)IoT and Analytics for Agriculture,2020
68. <https://www.springer.com/gp/book/9789811391767>
69. <https://www.springer.com/gp/book/9789811550720>
70. Petersen Roger G. (1994) Agricultural Field Experiments Design and Analysis by Marcel Dekker, NewYork.

**This course can be opted as an elective by the students of following subjects:**

**Open to all but special for B.Sc. Biotech, B.Sc. Forestry, B.Sc. Agriculture, B. Pharma, B.Sc. Food Science, B.A. (Curators), B.A. Geology.**

**Suggested Continuous Evaluation Methods:** Continuous Internal Evaluation shall be based on allotted Assignment and Class Tests. The marks shall be as follows:

Internal Assessment	Marks
Class Interaction	5
Quiz	5
Seminar	7
Assignment (Charts/ Flora/ Rural Service/ Technology Dissemination)	8
	<b>25</b>

### Course pre-requisites:

**Qualification:** To study this course, a student must have qualified 10+2 with Biology/ NSQF level 3 from Sector Skill Councils / Diploma holder from ITI in (Biology/ Agriculture/ Forestry/ Biotech/ Math/Statistics/Chemistry/ Computer Science)

**Facilities: Smart and Interactive Class**

**Other Requisites: Video collection, Books, CDs, Access to On-line resources, Display Charts**

Suggested equivalent online courses:

<https://www.cytology-iac.org/educational-resources/virtual-slide-library>

[https://www.asct.com/ASCTWeb/Content/Cytopreparation\\_Online\\_Course.aspx](https://www.asct.com/ASCTWeb/Content/Cytopreparation_Online_Course.aspx)

<https://www.mooc-list.com/tags/genetics>

<https://www.coursera.org/learn/genetics-evolution>

<https://www.my-mooc.com/en/mooc/introduction-to-genetics-and-evolution/>

### Further Suggestions:

Access to Statistics, Chemistry, Math and Biotechnology resources will be required

Programme/Class: <i>Bachelor of Science</i>	Year: <b>III</b>	Semester: <b>VI</b> <b>Paper-II</b>
Subject: <b>Botany</b>		
Course Code: B040602T	Course Title: <b>Ecology &amp; Environment</b>	
<b>Course outcomes:</b>		
<ol style="list-style-type: none"> <li>acquaint the students with complex interrelationship between organisms and environment;</li> <li>make them understand methods for studying vegetation, community patterns and processes, ecosystem functions, and principles of phytogeography.</li> <li>This knowledge is critical in evolving strategies for sustainable natural resource management and biodiversity conservation.</li> </ol>		
Credits: <b>4</b>		<b>Core Compulsory/Elective</b>
Max. Marks: <b>25+75</b>		Min. Passing Marks:
Total No. of Lectures-Tutorials-Practical (in hours per week): <b>4-0-0</b>		
Unit	Topic	No. of Lectures (60 hrs)
<b>I</b>	<b>Natural resources &amp; Sustainable utilization:</b> Land Utilization, Soil degradation and management strategies; Restoration of degraded lands. Water , Wetlands; Threats and management strategies, Ramsar sites ,Forests: Major and minor forest products; Depletion, Biological Invasion, Energy: Renewable and non-renewable sources of energy , Contemporary practices in resource management : EIA, GIS, Participatory Resource Appraisal, Ecological Footprint with emphasis on carbon footprint, Resource Accounting.	<b>7</b>
<b>II</b>	<b>Ecology &amp; Ecosystem</b> Definition of Ecology, Ecological Factors, Positive and negative interactions. Ecosystem – Concept of an ecosystem-structure and function of an ecosystem. Abiotic and biotic com-Energy flow in an ecosystem Ecological Succession-Definition & types. Processes and types (autogenic, allogenic, autotrophic, heterotrophic, primary & secondary), Hydrosere and Xerosere. Food chains and food webs, Ecological pyramids, production and productivity; And components. Types of ecosystems: Forest Ecosystem, Grassland, Crop land, aquatic Ecosystems Ecological Adaptations – Hydrophytes, Xerophytes, Halophytes, Epiphytes and Parasites.	<b>8</b>
<b>III</b>	<b>Soil Formation, Properties &amp; Conservation</b> Soil: Origin, Formation, composition, Soil types, Soil Profile, Soil Microorganisms, soil processes, Soil Erosion, Biogeochemical cycles, Soil Conservation: Biological– Contour farming, Mulching, Strip cropping, Terracing and Crop rotation. Mechanical–Basin Listing, Construction of dams, Watershed Management, Soil reclamation	<b>7</b>
<b>IV</b>	<b>Biodiversity and its conservation:</b> Definition -genetic, species, and ecosystem diversity. Value of biodiversity: social, ethical, aesthetic and option values; hotspots of Biodiversity threats to biodiversity, Biotic communities and populations, their characteristics and dynamics. Endemic and endangered species of plants in India. Ecological niche, ecotypes, ecological indicators. <i>Conservation of Biodiversity:</i> Ex-situ and in-situ conservation, Red data book, botanical gardens, National park, Sanctuaries, hot & hottest spots and Bioreserves. Role of Seed Bank and Gene Bank Valuing plant resources, ecotourism, Role of NBPGR, FAO, BSI.	<b>7</b>





6. Odum, F.P. Fundamentals of Ecology, Latest Ed., Saunders
7. Sharma, P.D. Elements of Ecology, Latest Ed., Rastogi Publications
8. Ambasht, R.S. & Ambasht, N.K. A Text Book of Plant Ecology, Latest Ed., CBS Publication & Distributors
9. Mani, M.S. Bio-Geography of India, Latest Ed., Springer-Verlag.
10. Mackenzie et al. Ecology, Latest Ed., Viva Books.
11. Gurevitch, J. (et al.), The Ecology of plants, 2002, Sinauer Associates.
12. Kimar, U. & Asija, M.J. Bio-diversity: Principles & Conservation, 2005, Student Edition, Agrobios (India)
13. Krishnamurthy, K.V. An Advanced Text Book on Biodiversity, 2003, Oxford & IBH Publishing Co. Ltd.
14. Mitra, D., Guha, J.K., Chowdhury, S.K. Studies in Botany, Vol. II (7th ed.) Moulik Library.
15. Primack, R.B. Essentials of Conservation Biology, 1993, Sinauer Associates.
16. Lo, C.P. & Yeung, A.K.W. Concepts and Techniques of Geographic Information Systems, 2002, Printice-Hall of India.
17. Cain, Bowman, Hacker. Ecology. 2014. 3rd Ed. Sinauer Associates
18. Vasudevan, N. (2006). Essentials of Environmental Science. Narosa Publishing House, New Delhi.
19. Singh, J. S., Singh, S.P. and Gupta, S. (2006). Ecology, Environment and Resource Conservation. Anamaya Publications, New Delhi.
20. Rogers, P.P., Jalal, K.F. and Boyd, J.A. (2008). An Introduction to Sustainable Development. Prentice Hall of India Private Limited, New Delhi.
21. Abbasi, S. A. (1998). Environmental Pollution and its Control. Cogent International, Pondicherry.
22. Abbasi, S. A. and Ramasamy, E. V. (1999). Biotechnological Methods of Pollution Control. Universities Press (India) Limited, Hyderabad.
23. Peavy, H. S., Rowe, D. R. and Tchobanoglaus, G. (1985). Environmental Engineering, Mc Graw Hill Book Company, Singapore.
24. Rand, M. C., Greenberg, A. E. and Taras, M. J. (Ed.) (1995). Standard methods for the examination of water and wastewater: 19th edition, American Public Health association (APHA), Washington, D.C.
25. Scragg, A. (1999). Environmental Biotechnology, Addison Wesley Longman, Singapore.
26. Tchobanoglaus, G. (1988). Wastewater Engineering: Treatment, Disposal, Reuse. Tata Mc Graw Hill, New Delhi.
27. Aarve, V. P., William, A. W. and Debra, R. R. (2002). Solid waste engineering. Cengage reading, USA.
28. George, T., Hilary, T. and Samuel, A. V. (1993). Integrated solid Waste Management, Engineering Principles and Management Issues, Mc Graw Hills.
29. George, T. and Frank, K. (2002). Handbook of solid waste management: (Second edition). Mc Graw Hills.
30. Kanthi, L. S. (2000). Basics of Solids and hazardous waste management Technologies. Prentice Hall.
31. Anonymous. 1997. National Gene Bank: Indian Heritage on Plant Genetic Resources (Booklet). National Bureau of Plant Genetic Resources, New York.
32. Gillespie, A. 2006. Climate Change, Ozone Depletion and Air Pollution: Legal Commentaries with Policy and Science Considerations. Martinus Nijhoff Publishers.
33. Hardy, J.T. 2003. Climate Change: Causes, Effects and Solutions. John Wiley & Sons.
34. Harvey, D. 2000. Climate and Global Climate Change. Prentice Hall.
35. Manahan, S.E. 2010. Environmental Chemistry. CRC Press, Taylor and Francis Group.
36. Maslin, M. 2014. Climate Change: A Very Short Introduction. Oxford Publications.
37. Mathez, E.A. 2009. Climate Change: The Science of Global Warming and our Energy Future. Columbia University Press.
38. Mitra, A.P., Sharma, S., Bhattacharya, S., Garg, A., Devotta, S. & Sen, K. 2004. Climate Change and India. Universities Press, India.
39. Philander, S.G. 2012. Encyclopedia of Global Warming and Climate Change (2nd edition). Sage Publications.
40. Demers, M.N. 2005. Fundamentals of Geographic Information System. Wiley & Sons.
41. Richards, J. A. & Jia, X. 1999. Remote Sensing and Digital Image Processing. Springer.
42. Sabins, F. F. 1996. Remote Sensing: Principles and Interpretation. W. H. Freeman.
43. Gaston, K J. & Spicer, J.I. 1998. Biodiversity: An Introduction. Blackwell Science, London,
44. Singh, J. S. & Singh, S. P. 1987. Forest vegetation of the Himalaya. The Botanical Review 53:80-192.
45. Sodhi, N.S. & Ehrlich, P.R. (Eds). 2010. Conservation Biology for All. Oxford University Press.
46. Sodhi, N.S., Gibson, L. & Raven, P.H. 2013. Conservation Biology: Voices from the Tropics. Wiley-Blackwell, Oxford, UK.

**This course can be opted as an elective by the students of following subjects: Open to all but special for B.Sc. Biotech, B.Sc. Microbiology, B.Sc. Agriculture, B.A. (Curators), B.A. Archaeology, B.A. Geology**

**Suggested Continuous Evaluation Methods:**

Continuous Internal Evaluation shall be based on allotted Assignment and Class Tests. The marks shall be as follows:

Internal Assessment	Marks
Class Interaction	5
Quiz	5
Seminar	7
Assignment (Charts/ Flora/ Rural Service/ Technology Dissemination)	8
	25

**Course prerequisites:**

**Qualification:** To study this course, a student must have qualified 10+2 with Biology/ NSQF level 3 from Sector Skill Councils / Diploma holder from ITI in (Biology/ Agriculture/ Biotech/ Forestry/ Microbiology/Gardening /biomedical Science.

**Facilities: Smart and Interactive Class**

**Other Requisites: Video collection, Books, CDs, Access to On-line resources, Display Charts**

**Suggested equivalent online courses:**

<https://community.plantae.org/tags/mooc>

[futurelearn.com/courses/teaching-biology-inspiring-students-with-plants-in-science](https://futurelearn.com/courses/teaching-biology-inspiring-students-with-plants-in-science)

<https://www.coursera.org/courses?query=plants>

<http://egyankosh.ac.in/handle/123456789/53530>

Programme/Class: <i>Bachelor of Science</i>	Year: <b>III</b>	Semester: <b>VI</b> <b>Paper-III</b>
Subject: <b>Botany</b>		
Course Code: B040603P	Course Title: <b>Lab on Cytogenetics, Conservation &amp; Environment management</b>	
<b>Course outcomes:</b> After the completion of the course the students will be able:		
<ol style="list-style-type: none"> <li>To perform all experiments related to the semester-i.e. Plant tissue cultured plants, conducting breeding on field, conserving and depolluting the environment.</li> <li>Can be employed in environment impact assessment companies &amp; start his own venture</li> </ol>		
Credits: <b>2</b>		<b>Core Compulsory</b>
Max. Marks: <b>25+75</b>		Min. Passing Marks:
Total No. of Lectures-Tutorials-Practical (in hours per week): <b>0-0-2</b>		
Unit	Topic	No. of Lectures(60hrs)
<b>I</b>	<b>Cell biology</b> <ol style="list-style-type: none"> <li>Study of plant cell structure with the help of epidermal peel mount of Onion/Rhoeo/Crinum</li> <li>Measurement of cell size by the technique of micrometry.</li> <li>Counting cells per unit volume with the help of haemocytometer (Yeast/pollen grains)</li> <li>Determination of mitotic index and frequency of different mitotic stages in pre-fixed root tips of <i>Allium cepa</i>.</li> </ol>	<b>7</b>

<b>II</b>	<b>Genetics</b> <ol style="list-style-type: none"> <li>1. Monohybrid cross (Dominance and incomplete dominance)</li> <li>2. Dihybrid cross (Dominance and incomplete dominance)</li> <li>3. Gene interactions (All types of gene interactions mentioned in the syllabus) <ol style="list-style-type: none"> <li>a. Recessive epistasis 9: 3: 1.</li> <li>b. Dominant epistasis 12: 3: 1</li> <li>c. Complementary genes 9: 7</li> <li>d. Duplicate genes with cumulative effect 9: 6: 1</li> <li>e. Inhibitory genes 13: 3</li> </ol> </li> <li>4. Observe the genetic variations among inter and intra specific plants.</li> <li>5. Demonstration of Breeding techniques-Hybridization, case studies of mutation, polyploidy, emasculation experiment.</li> </ol>	<b>8</b>
<b>III</b>	<b>Biostatistics:</b> <ol style="list-style-type: none"> <li>1. Univariate analysis of statistical data: Statistical tables, mean, mode, median, standard deviation and standard error (using seedling population / leaflet size).</li> <li>2. Calculation of correlation coefficient values and finding out the probability.</li> <li>3. Determination of goodness of fit in Mendelian and modified mono- and dihybrid ratios (3:1, 1:1, 9:3:3:1, 1:1:1:1, 9:7, 13:3, 15:1) by Chi-square analysis and comment on the nature of inheritance.</li> <li>3. Computer application in biostatistics - MS Excel and SPSS</li> </ol>	<b>7</b>
<b>IV</b>	<b>Plant tissue culture</b> <ol style="list-style-type: none"> <li>1. Familiarization of instruments and special equipments used in the plant tissue culture experiments</li> <li>2. Preparation of plant tissue culture medium, and sterilization, Preparation of stock solutions of nutrients for MS Media.</li> <li>3. Surface sterilization of plant materials for inoculation (implantation in the medium)</li> <li>4. Micropropagation of potato/tomato/ - Demonstration</li> <li>5. Protoplast isolation and culturing – Demonstration</li> </ol>	<b>8</b>
<b>V</b>	<b>Ecology &amp; Environment</b> <ol style="list-style-type: none"> <li>1. Ecological Adaptations: Hydrophytes, Xerophytes, Halophytes, Epiphytes and Parasites</li> <li>2. Study of morphological adaptations of hydrophytes and xerophytes (four each).</li> <li>3. Study of biotic interactions of: Stem parasite (Cuscuta), Root parasite (Orobanche) Epiphytes, Predation (Insectivorous plants).</li> <li>4. Observation and study of different ecosystems mentioned in the syllabus.</li> <li>5. Field visit to familiarize students with ecology of different sites</li> </ol>	<b>8</b>
<b>VI</b>	<b>Soil Formation, Properties &amp; Conservation</b> <ol style="list-style-type: none"> <li>1. Determination of pH of various soil and water samples (pH meter, universal indicator/Lovibond comparator and pH paper)</li> <li>2. Analysis for carbonates, chlorides, nitrates, sulphates, organic matter and base deficiency from two soil samples by rapid field tests.</li> <li>3. Determination of organic matter of different soil samples by Walkley &amp; Black rapid titration method.</li> <li>4. Soil Profile study</li> <li>5. Soil types of India-Map</li> </ol>	<b>8</b>
<b>VII</b>	<b>Biodiversity and Phytogeography:</b> <ol style="list-style-type: none"> <li>1. Study of community structure by quadrat method and determination of (i) Minimal size of the quadrat, (ii) Frequency, density and abundance of components (to be done during excursion/field visit).</li> <li>2. Marking of vegetation types of India, World &amp; Uttar Pradesh on maps</li> </ol>	<b>7</b>

	3. Phytogeographical areas of India	
<b>VIII</b>	<p>Pollution &amp; Waste management</p> <ol style="list-style-type: none"> <li>1. Study of instruments used to measure microclimatic variables: Soil thermometer, maximum and minimum thermometer, anemometer, psychrometer/hygrometer, rain gauge and lux meter</li> <li>2. Estimation of chloride and dissolved oxygen content in water sample</li> <li>3. Comparative anatomical studies of leaves from polluted and less polluted areas.</li> <li>4. Measurement of dissolved O<sub>2</sub> by azide modification of Winkler's method.</li> <li>5. Determination of dissolved oxygen of water samples from polluted and unpolluted sources.</li> <li>6. Microbiological assessment of drinking water using MPN technique- water from well, river, water supply department and packaged drinking water</li> <li>7. Making kitchen waste from compost/vermicompost by Enzymes/Bio decomposer/ Whey with dung.</li> </ol> <p><b>Climate Change, Carbon Credits &amp; Role of GIS</b></p> <ol style="list-style-type: none"> <li>1. Conducting Waste Audit of your Institution -Demo</li> <li>2. Green auditing of the College/University -Demo</li> </ol>	<b>7</b>

**Suggested Readings: as in papers above:**

***Course Books published in Hindi may be prescribed by the Universities.***

1. Practical Botany (Part III) Author: Sunil D Purohit, Anamika Singhvi & Kiran Tak 2013 Apex Publishing House, Raj.
2. Practical Botany (Part II) Author: N. C. Aery, Sunil D Purohit & Gotam K Kukda 2013 Apex Publishing House, Raj.
3. □□□□□□□□□□ □□□□□□ □□□□□□ □□□ 3 □□□□ □□□□ □□□□□□ □□□ □□□□ □□□□□ □□□□□□ □□□□□□ □□□□□□ □□□□
4. A Handbook Of Soil, Fertilizer And Manure (2nd Ed.) (pb) ISBN : 9788177544152 Edition : 02 Year : 2017 Author : Gupta PK Publisher : Agrobios (India)
5. Green Technology: An Approach For Sustainable Environment ISBN : 9788177543438 Edition : 01 Year : 2021 Author : Dr. Purohit SS Publisher : Agrobios (India)
6. Laboratory Manual Of Chemical And Bacterial Analysis Of Water And Sewage ISBN : 9788177540802 Edition : 01 Year : 2011 Author : Theroux FR , Eldridge EF , Mallmann WLPublisher : Agrobios (India)
7. Methods In Environmental Analysis: Water Soil And Air (2nd Ed.) ISBN : 9788177543087 Edition : 02 Year : 2021 Author : Gupta PK Publisher : Agrobios (India)
8. Water Treatment And Purification Technology ISBN : 9788177540024 Edition : 01 Year : 2009 Author : Ryan WJ Publisher : Agrobios (India)

<http://vidyamitra.inflibnet.ac.in/index.php/home/subjects?domain=Life+Science&subdomain=Botany>

<http://hecontent.upsdc.gov.in/Home.aspx>


<http://epathshala.nic.in/>, <http://epathshala.gov.in/>

**This course can be opted as an elective by the students of following subjects:**

Open to all but special for B.Sc. Biotech, B.Sc. Forestry, B.Sc. Agriculture, B. Pharma, B.Sc. Food Science, B.A. (Curators), B.A. Geology.

**Suggested Continuous Evaluation Methods:** Continuous Internal Evaluation shall be based on allotted Assignment and Class Tests. The marks shall be as follows:

Internal Assessment	Marks
Class Interaction	5
Quiz	5
Seminar	7
Assignment (Charts/ Flora/ Rural Service/ Technology Dissemination)	8
	<b>25</b>



**Course pre-requisites:**

**Qualification:** To study this course, a student must have qualified 10+2 with Biology/ NSQF level 3 from Sector Skill Councils / Diploma holder from ITI in (Biology/ Agriculture/ Forestry/ Biotech/ Math/Statistics/Chemistry/ Computer Science)

**Facilities: Smart and Interactive Class**

**Other Requisites: Video collection, Books, CDs, Access to On-line resources, Display Charts**

**Lab requisites: Biotech instruments, environmental lab instruments.**

Suggested equivalent online courses:

<https://www.cytology-iac.org/educational-resources/virtual-slide-library>

<https://www.asct.com/ASCTWeb/Content/Cytopreparation Online Course.aspx>

<https://www.mooc-list.com/tags/genetics>

<https://www.coursera.org/learn/genetics-evolution>

<https://www.my-mooc.com/en/mooc/introduction-to-genetics-and-evolution/>

Further Suggestions: Access to Statistics, Chemistry, Math and Biotechnology resources will be required

Programme/Class: <b>Bachelor of Science</b>	Year: <b>III</b>	Semester: <b>VI /Project-II/ Paper-IV</b>
Subject: <b>BOTANY</b>		
Course Code: - <b>B040604R</b>	Course Title: <b>Project in Botany for Graduation</b>	
<p><b>Course outcomes:</b> After completing this course a student will have:</p> <ul style="list-style-type: none"> <li>● Project work will supplement field experimental learning and deviations from classroom and laboratory transactions.</li> <li>● project work will enhance the capability to apply gained knowledge and understanding for selecting, solving and decision-making processes</li> <li>● It will promote creativity and the spirit of enquiry in learners.</li> <li>● They will learn to consult Scientists, libraries, laboratories and herbariums and learn importance of discussions, Botanical &amp; field trips, print and electronic media, internet etc. along with data documentation, compilation, analysis &amp; representation in form of dissertation writing</li> <li>● It will enhance their abilities, enthusiasm, and interest.</li> </ul>		
Credits: <b>03</b>	Core: <b>Compulsory</b>	
Max. Marks: <b>25+75</b>	Min. Passing Marks: .....	
Total No. of Lectures-Tutorials-Practical (in hours per week): <b>0-0-3.</b>		
<b>SUGGESTIVE LIST OF PROJECTS</b>		

	<p>Prepare beds for growing nursery for herbs, shrubs and trees.          Develop Green house facility in college and grow plants          Develop hydroponics facility in college and grow plants.          Develop botanical garden in the college with labelling          Vertical gardens, roof gardens.          Culture &amp; art of making bonsai.          Computer Aided Designing (CAD) for outdoor and indoor scaping Exposure to CAD (Computer Aided Designing)          Phytochemical Analysis of Medicinal plants          Bio composting and Vermicomposting.          Performing Aromatherapy by essential Oils</p>										
	<p>Refer: libraries, journals, Memoirs, encyclopaedias, herbaria, Museums, etc.</p> <p>This course can be opted as an elective by the students of following subjects:  <b>This course can be opted as an elective by the students of following subjects: Open to all</b></p>										
	<p><b>Suggested Continuous Evaluation Methods:</b></p> <table border="1" style="width: 100%; text-align: center;"> <thead> <tr> <th style="width: 70%;">Internal Assessment</th> <th style="width: 30%;">Marks</th> </tr> </thead> <tbody> <tr> <td>Class Interaction</td> <td>5</td> </tr> <tr> <td>Seminar</td> <td>10</td> </tr> <tr> <td>Thesis/dissertation</td> <td>10</td> </tr> <tr> <td></td> <td>25</td> </tr> </tbody> </table>	Internal Assessment	Marks	Class Interaction	5	Seminar	10	Thesis/dissertation	10		25
Internal Assessment	Marks										
Class Interaction	5										
Seminar	10										
Thesis/dissertation	10										
	25										
	<p><b>Course prerequisites:</b>  <b>Qualification:</b> To study this course, a student must have qualified 10+2 with Biology/ NSQF level 3 from Sector Skill Councils / Diploma holder from ITI in (Biology/ Agriculture/ Biotech/ Forestry/ Microbiology/Gardening /biomedical Science.  <b>Facilities:</b> Smart and Interactive Class  <b>Other Requisites:</b> All listed under all papers of the course.</p>										
	<p><b>Suggested equivalent online courses:</b>  <a href="https://ndl.iitkgp.ac.in/">https://ndl.iitkgp.ac.in/</a>  <a href="http://heecontent.upsdc.gov.in/Home.aspx">http://heecontent.upsdc.gov.in/Home.aspx</a>  <a href="http://epathshala.nic.in/">http://epathshala.nic.in/</a>, <a href="http://epathshala.gov.in/">http://epathshala.gov.in/</a>)  <a href="http://nptel.iitm.ac.in">nptel.iitm.ac.in</a>  <a href="https://asiafoundation.org/what-we-do/books-for-asia?gclid=CjwKCAiA7939BRBMEiwA-hX5J-QhBITSyPnvj3r8yeio-L9f5uTy1a6oEoALCLa9Ebu0pyz858yQZxoC5wkQAvD_BwE">https://asiafoundation.org/what-we-do/books-for-asia?gclid=CjwKCAiA7939BRBMEiwA-hX5J-QhBITSyPnvj3r8yeio-L9f5uTy1a6oEoALCLa9Ebu0pyz858yQZxoC5wkQAvD_BwE</a>  <a href="http://www.dli.ernet.in/">http://www.dli.ernet.in/</a>, <a href="http://www.ulib.org/">http://www.ulib.org/</a>  <a href="http://www.tkdl.res.in/">http://www.tkdl.res.in/</a>, <a href="http://www.vigyanprasar.gov.in/digilib">http://www.vigyanprasar.gov.in/digilib</a>          Directory of Open Access Repositories (DOAR)<a href="http://www.opendoar.org">http://www.opendoar.org</a>          Registry of Open Access Repositories (ROAR)<a href="http://roar.eprints.org/">http://roar.eprints.org/</a>  <a href="http://www.iscnagpur.ac.in/knowledge_learning_files/5.7_General_Open_Access_e-Resources.pdf">http://www.iscnagpur.ac.in/knowledge_learning_files/5.7_General_Open_Access_e-Resources.pdf</a></p>										